

premi^o 40_{Light}

battery-powered medical examination light



CHROMOTHERAPY

PHOTONIC MEDICINE

AURICULOMEDICINE

Sedatelec[®]
YOUR WAY OF CARE,
OUR QUALITY DEVICES

An excellent diagnostic tool for alternative medicine

Photonic Medicine from Pr P. Magnin*

ACUTE PATHOLOGIES

- **Infectious** : bacterial/viral angina
- **Inflammatory** : wasp stings, solar erythema, allergies
- **Traumatic** : sprain, tendinitis, dislocation, pains

CHRONIC PATHOLOGIES

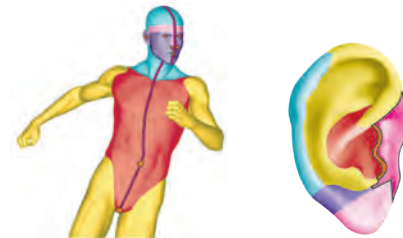
- **The musculoskeletal system** : arthrosis, arthritis, sciatica
- **The digestive system** : hiatal hernia, reflux, Crohn's disease
- **The respiratory system** : chronic obstructive pulmonary disease
- **The nervous system** : myeloproliferative syndromes

PHOTOPERCEPTION AND THE NOGIER FREQUENCIES

- The skin is a vast **receiver of electromagnetic information** which provokes different reactions from the organism depending on the nature of the stimulation : **frequency light, coloured light, etc.**
- This **photoperception** seems to affect only the outer ear during pathologies with **the appearance of points that are sensitive to different types of stimulation.**


Auriculomedicine from Dr P. Nogier*

- Researching **phases, zones and boundaries**
- Researching **points of imbalance**
- Researching **laterality disorders**
- Characterisation of **functional imbalances**
- All of the indications for **the GIR and the DB**



- **Frequency A : Tissue disorders**
 - Skin damage (wounds, epithelial tumours, etc.)
 - Cell division disorders
 - Reactional problems upon "contact", epidermic reactions
 - Anything linked to exteroceptivity
 - Degenerative diseases, aplasia or hyperplasia
- **Frequency B : metabolic disorders**
 - Inflammatory pathologies
 - Trophic disorders
 - Parasympathetic polarity disorders
 - Anything linked to interoceptivity
- **Frequency C : musculoskeletal disorders**
 - Kinetic, paretic or myoclonic pathologies
 - Orthosympathetic polarity disorders
- **Frequency D : laterality disorders**
 - Inter-hemispherical blockages
- **Frequency E : Organised spinal system, reflex arc**
 - Pain and nerve conduction
 - Bone marrow diseases
- **Frequency F : The brain, central commands**
 - Dysmetabolism (bone reconstruction)
 - Dysesthesia
 - Dyskinesia
- **Frequency G : Cerebral cortex**
 - Cortical disorders
 - Psychiatric disorders

*for practice and indications, please see the publications of these authors.



Combining the precision of the detection of **RAC/VAS*** and the infinite possibilities of **light stimulation**

NOGIER'S PULSE

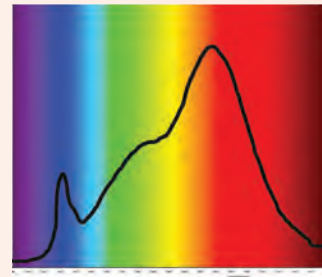
- Reveals a **physiological reaction** following **stimulation** of the **ear** or **body** (1968)
- References the **adaptation of the organism** to pain, skin stimulation, emotion or any other abnormal situation

RAC/VAS : SIGN OF A DYSFUNCTION

The stimulation of various zones of the outer ear by a PREMIO 40 light, with an emission which can vary in frequency, intensity and in wave length, is therefore an excellent alternative diagnostic tool to the classical approach.

LAST GENERATION HIGH C.R.I. DIODE

- A white light on the **spectrum** the **closest to that of the sun**.
- An **adjustable light intensity** from 780 Lux to 51,500 Lux at 5 cm.
- **Very limited heating** of the source in order to maintain a constant quality no matter which gelatine filters are used.



SOPHISTICATED ELECTRONICS

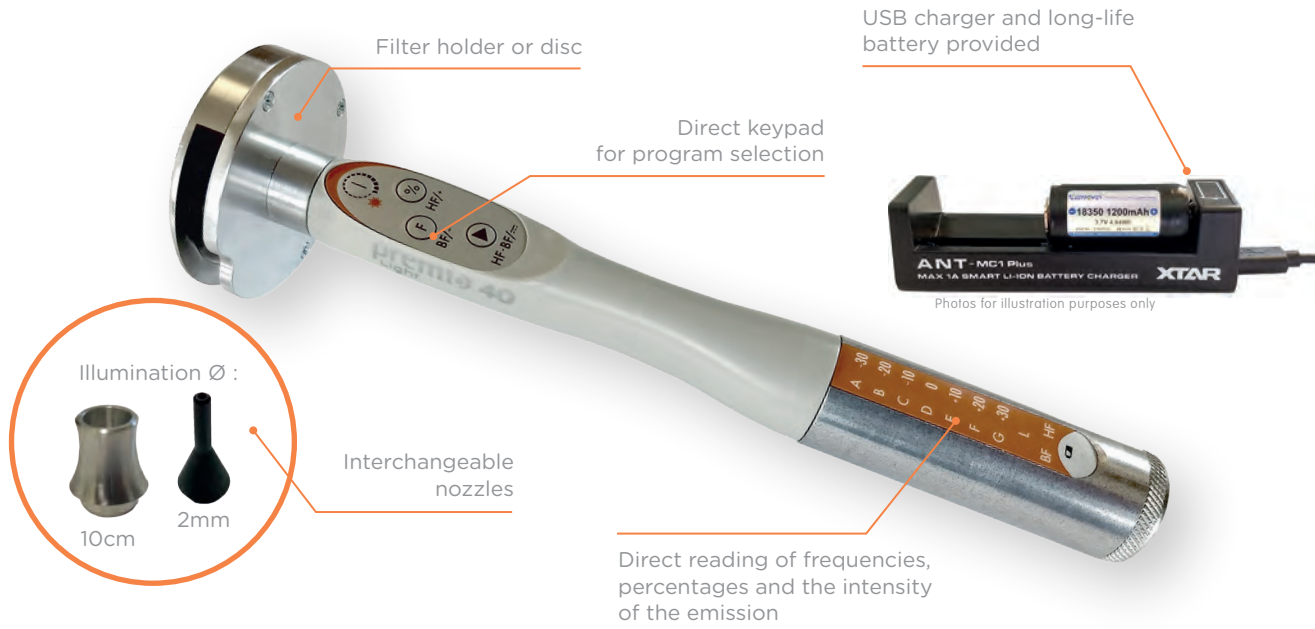
- **High precision** : emission of frequencies with a precision of 0.01%.
- **Stability of the settings** : 32-bit microprocessor.
- **Excellent battery life** : a day of work without charging.

characteristics

*According to the work of Drs P. and R. Nogier, as well as Prof P. Magnin

premi^o 40 Light

battery-powered medical examination light



- WIRELESS** : easy to use
- ERGONOMICAL** : direct access to the programs
- PRATICAL** : displays frequencies used and % of variation
- AUTONOMOUS** : 2 types of long-life or very long-life (option) rechargeable batteries
- ADJUSTABLE** : adjust the lower intensity on 4 levels and the higher intensity on 6 levels
- PRECISE** : lights a zone of 2mm to 20cm in Ø
- UNIVERSAL** : use of classic colour filters or discs with 7 colours

Stimulation adapted to your practice

- Compatible with **all Sedatelec filters**
- Made for use of **7 colour discs**
- Work frequencies : **from A to G and frequency L**, in basic frequencies with the possibility to use higher harmonics
- Variation of frequencies from **-30% to +30%** in 5% intervals
- **Automatic scanning function** for all the frequencies and all the percentages
- Laterality test with the **beating function** (BF, HF, HF + BF)



...AND CUSTOMIZABLE with options

- **Very long life** rechargeable battery 2600 mAh



- **Remote optical fibre** to make precise work easier, with Premio 40 support



- **Support** for fibre use in photonic mode



- The whole **range of SEDATELEC filters** with more than 150 references



- Simplify your life by choosing the **range of SEDATELEC coloured discs**



functions



40 years of experience in frequency light

Founded in 1978, **SEDATELEC** worked with **Doctor Paul NOGIER** (1908-1996), to develop the **first light frequency emitter devices** for diagnostic use.



From the R&D to the marketing and the manufacturing, everything is **Made in France**.

Sedatelec guarantees its products for 2 years and its after sales service is guaranteed in its premises in Lyon for up to 10 years after the end of marketing.

SEDATELEC is certified ISO 13485 : 2016 version

Your device is therefore a **Medical Device** which fulfills directive 93/42/EC, and which passed all of the electric and electromagnetic conformity tests. It guarantees the complete safety of your practice for you and your patient.



Essential for an effective and precise clinical diagnosis

— PHASE, ZONE AND BOUNDARIES

Dr B. Paris, France

- The ease with which each function can be adjusted allows more accurate research of **phases, zones and boundaries** in P. Nogier's auriculomedicine.
- In the same way, the identification of **points of imbalance and the laterality test** are remarkably precise.

— ESSENTIAL FOR AURICULAR DETECTION

Dr L. Santa-Monica, USA

- Premio 40 is an **innovation in auricular detection** using high-CRI LED which is the pinnacle of auriculomedicine, the final form of auricular diagnosis from Dr Paul Nogier.
- Premio 40 is a better guarantee of safe and effective **auricular diagnosis** for pain and functional disorders and is unmatched in the world today.

— THE BENEFIT OF VAS

Dr R. Lanester, France

- The P40 device submitted to my expertise is very nice and complete, thanks to its many functionalities.
- It is interesting to note that **the patients** for whom we **applied the Premio 40 light** on areas of the body diagnosed when the VAS **remained strong, found relief and improvement**.

— PHOTONIC MEDICINE

Dr B. Lyon, France

- The wide range of frequency options and the free choice of colour filters allows me to diagnose using the pulse with **unmatched precision**.
- Whether it be research on **the outer ear or locally on the body**, this tool offers **the finest possibilities** to find the VAS.

— PRECISE TOOL

Dr V. Paris, France

- A remarkable **flexible, complete and precise** lamp thanks to its wide range of functions.
- Allows for **detailed diagnostic work** in Photonic Medicine, as well as precise stimulation, adapted to the outer ear as well as to the somatic localisations in question.

Universal, portable, complete

Assure your diagnosis
using the frequencies
and colours of light

Delivered with a case including :

- PREMIO 40
- 2 specific nozzles
- 1 disc support
- 1 USB charger
- 1 long-life battery
- 1 user manual



Distributor stamp

CE 0123

Made in France

Before use, read the instructions carefully



Chemin des Mûriers • F-69540 Irigny (Lyon) • France
Tel : +33 (0) 472 663 322 / Fax : +33 (0) 478 508 903
contact@sedatelec.com • www.sedatelec.com