

PRODUCT CATALOGUE

2026



AURICULOTHERAPY

AURICULOMEDICINE

LASER THERAPY

LIGHT THERAPY

ACUPUNCTURE

REFLEXOLOGY





PRODUCT CATALOGUE
2026



SEDATELEC SUPPORTS THE DEVELOPMENT OF ALTERNATIVE MEDICINE

Sedatelec, is a public limited companies (SAS) with a capital of 160 000 euros specialized in the design and distribution of medical equipment.

Located in FRANCE, near LYON, it employs 20 people and exports about 80% of its production, in more than 40 countries, in Europe and the rest of the world.

Founded in 1978, Sedatelec worked with Doctor Paul NOGIER, the father of Auriculotherapy and developed the first sterile semi-permanent ear needle, the ASP®.

It also created **the first electronic devices and lasers** for doctors carrying out this new medical technique.

As a result of the development and diffusion of Auriculotherapy then Auriculomedicine, the second technique developed by Dr Nogier, the activity of Sedatelec has developed and is continuing to extend throughout the world. Thereafter, it expanded its market to acupuncture and progressively to other forms of alternative medicine (Reflexology, Photonotherapy®, Etiomedicine, etc).

OUR MISSION:

- Support the development of alternative medicine.
- Provide quality, innovative and non-medication-based technological solutions.

OUR VALUES:



Quality



Service



Respect



Goodwill



Professionalism



Customer satisfaction



FIND OUR CERTIFICATES ON OUR WEBSITE:

Sedatelec is dedicated to complying with the most up-to-date regulations governing health products, and always takes the greatest care when it comes to product safety and quality. The Sedatelec Quality Management System is certified by TÜV SÜD (CE 0123).



SEDATELEC

THE WORLD STANDARD IN AURICULOTHERAPY



SPEED OF SERVICE

- Your order is processed in a day
- Products are available from stock
- Dynamic distribution network throughout the world



SUPPORT

- Advice, assistance in the choice and training in all of our products
- Agenda Sedatelec containing training dates and international congresses



QUALITY

- French study, design and manufacture
- ASP® needles molded, assembled and packaged in clean rooms
- Compliance with Standard ISO 13485
- Our products carry the European regulations (Directive 93/42 EEC) with the CE or CE 0123 mark
- MDSAP Canada and Australia Certifications, FDA for Certain Products



AFTER-SALES SERVICE

- Parts and labour guaranteed for two years for any manufacturing defect
- Repairs for your devices for up to 10 years after it is stopped
- Each repaired device undergoes the same control checks as a new device
- Numerous spare parts supplied even for old devices

To place an order, your preferred contacts are:



Stefanie COCHET

Export Sales Manager

E-mail: stefaniecochet@sedatelec.com

Mobile: +33 (0) 607 986 032



Valérie Gosselin

Export Sales

Email : valeriegosselin@sedatelec.com

Mobile : +33 (0) 615 046 841

Chemin des Mûriers • F - 69540 Irigny - France

Tel.: +33 (0) 472 663 324 • **Fax.:** +33 (0) 478 508 903

E-mail: contact@sedatelec.com • **Website:** www.sedatelec.com

Opening hours: Monday to Friday from 9h to 12h30 and 14h to 17h30

CONTENT BY PRODUCTS

SEMI-PERMANENTES NEEDLES

ASP® Classic 8 - 80 - 200	Auriculotherapy	9
ASP® Gold 8 - 80 - 200	Auriculotherapy	9
ASP® Titanium 8 - 80 - 200	Auriculotherapy	9
Adhesive plasters	Auriculotherapy	10

PERMANENT NEEDLES

ASP® Perma 8 - 80	Auriculotherapy	11
--------------------------	-----------------	-----------

ELECTRICAL DETECTION AND STIMULATION

Premio 20DT	Auriculotherapy, Acupuncture, Reflexology	14
Agistim Duo	Auriculotherapy, Acupuncture	16

LASER STIMULATION

Premio 30 Evo	Acupuncture, Auriculothérapie	20
Premio 32 Evo	Sports Medicine, Kinesitherapy, Auriculotherapy	23
Premio 32 V Evo	Veterinary	24
Premio 32 D	Dental	25

COLOR DETECTION AND STIMULATION

Premio 40 Light	Auriculomedicine	28
------------------------	------------------	-----------

HEAT STIMULATION

Premio 10 Moxa	Acupuncture	32
-----------------------	-------------	-----------

CONTENT BY PRODUCTS

INSTRUMENTS AND TRAINING MATERIALS

Pressure feelers	34
Multipressure feeler	34
Glass Rods	34
Ears	35
Stamps	35
Patient grounding devices	35
Anti-tobacco protractor, angle protractor 30°	35
1 color filters	36
Frequential color program	38
Discs for Premio 40 Light	38
2 color superimposed filters	39
3 color superimposed filters	39
3 color star filters	39
7 color star filters	39
Miscellaneous filters	40
Test rings Anotest®	40
Empty box for filters	40
EASYO range	41
Endo-nasal stylets	41
Applicators	41
Charts	42
Books	44

ALPHABETICAL INDEX OF PRODUCTS

48

GENERAL CONDITIONS

50

CLINICAL FOLLOW-UP

51



THE REFERENCE PRODUCT IN AURICULOTHERAPY FROM DR PAUL NOGIER

The ASP® Original or Sedatelec Semi-Permanent Needle was created in France in collaboration with Dr Paul Nogier. It has been used on a daily basis by many practitioners, hospitals and pain centers throughout the world for **over 40 years**.

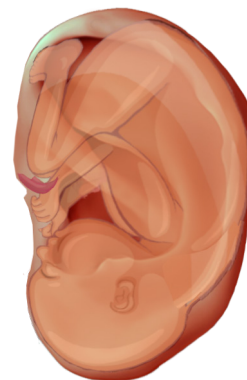
This device which accurately positions a small needle on specific points of the pinna of the ear, has now achieved an **incomparable level of quality** after many years of research and improvement.

AURICULOTHERAPY

Auriculotherapy is based on the ear **somatotopy** (inverted fetus) which defines the links between the pinna of the ear and the central nervous system via the brain stem.

The ear contains «Neuro-Vascular Complexes» (NVC), stimulation of which has extremely complex effects which are not only neurological but also neurosecretory and even neuroimmune and neurovascular.

Unlike what is usually believed or thought, auriculotherapy does not derive from acupuncture as it is not based on the concept of energy which is so important in traditional Chinese medicine. In addition, an acupuncture point exists permanently, whereas in auriculotherapy **the point is only detectable when underlying symptomatic disease is present**.



✓ ADVANTAGES

- Rapid, accurate application with no risk of infection
- Original shape allowing prolonged stimulation of the auricular point (for up to a few days)
- The Sedatelec «click» demonstrates the irreproachable quality of the injector, the result of more than 40 years of experience
- The bipolar magnet placed in the applicator can stimulate the point after inserting a needle (ASP Classic and Gold)
- Manufacture by Sedatelec in France in clean rooms, perfect quality and excellent behavior of materials over time
- Needle for a single use sterilized by Gamma radiation (shelf life 5 years). CE 0123 mark



ASP® ORIGINAL NEEDLES: A CHOICE OF 3 METALS

CLASSIC: MEDICAL GRADE STAINLESS STEEL NEEDLE WITH STIMULATION MAGNET

The steel ASP® is the semi-permanent needle designed at the beginning of auriculotherapy. The product has improved year on year, still remaining faithful to the criteria defined by Dr Paul Nogier. Medical device IIa class.



110614 - ASPA200 - ASP® CLASSIC 200 NEEDLES

17,5x11,5x5,5 cm	230 g	Packaging: in multiples of 10
------------------	-------	-------------------------------

110624 - ASPA80 - ASP® CLASSIC 80 NEEDLES

17,5x5,5x4,5 cm	100 g	Packaging: in multiples of 25
-----------------	-------	-------------------------------

110636 - ASPA8 - ASP® CLASSIC 8 NEEDLES

16,5x6x1 cm	25 g	Packaging: in multiples of 25
-------------	------	-------------------------------

GOLD: MEDICAL GRADE STAINLESS STEEL NEEDLE COVERED WITH A 99,7% PURE GOLD FILM COATING

Steel needle covered with a gold film coating with a bipolar stimulation magnet. The ASP® Gold can be used to benefit in some allergic patients. Medical device IIa class.



110615 - ASPG200 - ASP® GOLD 200 NEEDLES

17,5x11,5x5,5 cm	230 g	Packaging: in multiples of 10
------------------	-------	-------------------------------

110625 - ASPG80 - ASP® GOLD 80 NEEDLES

17,5x5,5x4,5 cm	100 g	Packaging: in multiples of 25
-----------------	-------	-------------------------------

110637 - ASPG8 - ASP® GOLD 8 NEEDLES

16.5x6x1 cm	25 g	Packaging: in multiples of 25
-------------	------	-------------------------------

TITANIUM: MEDICAL GRANDE TITANIUM NEEDLE

Medical grade 5 titanium needle. This ASP® offers maximum biocompatibility and is used in preference to treat diseases requiring long term implantation. It is highly recommended for at risk patients: diabetic patients and those with immunodeficiencies or multiple allergies. It is non-magnetic and can be left in place during an MRI investigation. Medical device IIa class.



110616 - ASPT200 - ASP® TITANIUM 200 NEEDLES

17,5x11,5x5,5 cm	230g	Packaging: in multiples of 10
------------------	------	-------------------------------

110626 - ASPT80 - ASP® TITANIUM 80 NEEDLES

17,5x5,5x4,5 cm	100g	Packaging: in multiples of 25
-----------------	------	-------------------------------


110638 - ASPT8 - ASP® TITANIUM 8 NEEDLES

16,5x6x1 cm	25g	Packaging: in multiples of 25
-------------	-----	-------------------------------

ADHESIVE PLASTERS

The adhesive plasters supplied with the ASP® are manufactured with a microporous support and a hypoallergenic adhesive film. They are used as required to protect the head of the needle.

Medical device I class.



103621 - ASPLAST 600 - ADHESIVES PLASTERS 120x5

16,5x6x1 cm

25 g

Packaging 1 bag of 600 plasters

INSTRUCTIONS FOR THE ASP® ORIGINAL

1. Disinfect the patient's ear with 70% alcohol and leave to evaporate for 30 seconds.
2. Check the blister pack is intact and remove the injector from its packaging.
3. Position the nozzle of the injector on the treatment point and press perpendicularly to the skin surface. The characteristic «click» indicates that the ASP® is correctly inserted.
4. If necessary, protect the needle with an adhesive plaster.
5. The injector for the ASP® Classic and Gold contains a bipolar magnet in its nozzle specially designed to periodically reactivate the effect of the implanted needle. The patient can be given the injector equipped with the magnet in order to do this.
6. Normally the needle falls out itself after a few days although it can be removed using hair tweezers at any time.



ASP® PERMA PERMANENT NEEDLE FOR AURICULOTHERAPY

The ASP® Perma permanent needle for auriculotherapy is a specific device allowing **subcutaneous implantation** of a small Titanium needle. This allows long-lasting auricular stimulation for chronic disorders or pain.

Medical device IIb class.



✓ ADVANTAGES

- Medical grade titanium needle, 100% bio-compatible
- Rapid, accurate application with no risk of infection
- Subcutaneous implantation with the accurate sterile metal plunger single unit applicator
- Manufactured by Sedatelec in France, in clean rooms, perfect quality and excellent bio-compatibility over time
- Prolonged stimulation without limitation
- Non-magnetic, there is no risk to use it during an MRI examination



11180 - ASPA80 - ASP® CLASSIC 80 NEEDLES

17,5x5,5x4,5 cm	100 g	Packaging: in multiples of 25
-----------------	-------	-------------------------------

11181 - ASPA8 - ASP® CLASSIC 8 NEEDLES

16,5x6x1 cm	25 g	Packaging: in multiples of 25
-------------	------	-------------------------------

INSTRUCTIONS FOR THE ASP® PERMA

It is of course essential before implanting an ASP® Perma to disinfect the **auriculotherapy** point. 70% alcohol is a simple and effective way of doing this providing that it is left for approximately 30 seconds to evaporate.

In addition, cleaning and disinfecting the pinna of the ear with alcohol greatly facilitates the possible use of an electrical detector (Premio 20 DT) to localise the points accurately.

It can be removed by a simple surgical procedure which heals very rapidly.

These needles must be used by medical staff trained in auricular acupuncture implantation techniques and replaces repeated insertion of the ASP® Original (Classic, Gold or Titanium, see page 8 to 10).



ELECTRICAL DETECTION & STIMULATION

PRINCIPLES OF ELECTRICAL DETECTION



IN ACUPUNCTURE

Dr Niboyet demonstrated a difference in skin resistance between acupuncture points and their neighboring environment by detecting **reduced impedance**.

The acupuncture points are relatively remote from each other in the body and the **one electrode detector** (direct detection) is used to determine their position.

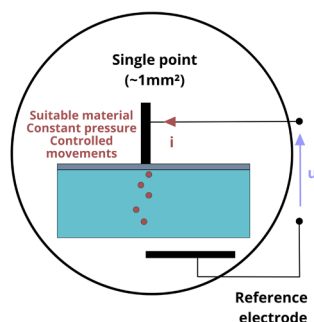


IN AURICULOTHERAPY

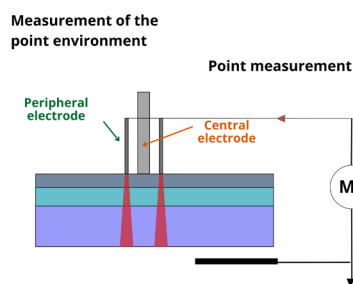
In auriculotherapy, in order to select an auricular point a very accurate **dual measurement** of the electrical characteristics of **the point and of its environment** is required.

As the auricular points are very close to each other only **differential detection** can accurately and reliably locate the points on the pinna of the ear. This is the measurement process which Sedatelec patented several years ago.

Direct detection



Differential detection



THE CHARACTERISTICS OF A GOOD POINT FINDER:

- A sufficiently low measurement current in order not to interfere with the point
- A differential detection system: measurement of the point and of its immediate environment
- A self-adjustable sensitivity threshold depending on the skin resistance characteristics specific to each person
- A ground handle, which is held by the patient which isolates the practitioner from the measurement circuit

HOW DOES A DIFFERENTIAL POINT FINDER FUNCTION?

This is a **3-electrode measurement** system: a reference electrode in contact with the patient (ground handle) and a **probe with two coaxial electrodes**. The central electrode measures the point and the peripheral electrode measures its neighboring environment.

A built-in electronic system in the device processes both measurements and depending on the calculated impedance measurement provides information about the characteristics of the point.

ELECTRICAL STIMULATION

Electrical stimulation is used for different types of applications: functional support and rehabilitation by muscle stimulation (NMES), reducing pain by stimulating nerves and trigger points (TENS) and in conventional acupuncture by stimulating body points (EA) or auriculotherapy.

The devices manufactured by Sedatelec are specially designed stimulators to be effective in stimulating acupuncture points and in stimulating pain.

THE QUALITY OF STIMULATION DEPENDS ON SEVERAL FACTORS:

- a specific wave shape for point stimulation delivered by a current generator
- optimal safety of use: no risk of skin burns
- one or more effective stimulation frequencies, particularly use of the Nogier frequencies**

In electro-acupuncture, electrical stimulation augments the effect of the needle. The stimulation time is shorter than with needle stimulation alone.

The skin electrodes can also be used for patients with a fear of needles.

In pain management, some of our devices can vary the frequencies to obtain a specific therapeutic effect such as analgesia through endorphin release using a low frequency, or by segmental sensory inhibition by applying a high frequency.

THE QI DYNAMIC



The Qi expresses this concept of Vital Breath, Energy, and Force in action and represents Life. It symbolizes Movement. This energy circulates continuously in the meridians, expressing the Yin and the Yang, in their equilibrium and in their regularly alternating cycle. They enable harmonious functioning of the living being individually incorporated into the immediate environment and in the entire universe.

During the detailed overall clinical examination, after identifying a dysfunction and analyzing its causes, the place where the energy is lacking must be tonified, where it is in excess it must be dispersed, and energy flows must be harmonized and redirected when the crossover points are disturbed.

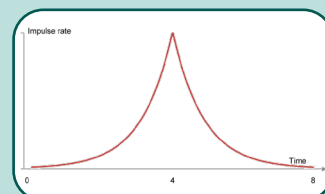
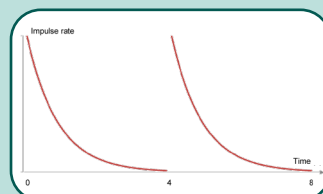
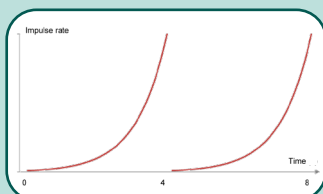
WOBULATION TO PRESERVE THE QI

Impulse frequency influences the reaction. If this frequency is set at a fixed level for too long the body no longer responds and becomes indifferent to stimulation.

Stimulation is effective if it is dynamic and varies in the same way as the Qi moves perpetually through the network of meridians.

In the same way as the Qi rises and then falls in each meridian, the wobulated stimulation increases or reduces the number of impulses emitted per second in a complex mathematical progression.

It is similar to the traditional techniques in which movement of the needle either in terms of the direction of rotation or variation in depth, delivers specific local information.



Tonification, dispersion, harmonization..., biological information is brought by wobulation

premio 20 DT

ELECTRICAL DETECTION & STIMULATION



Electrical detection and stimulation device at the leading edge of technology with a revolutionary design.

Sedatelec was the original developer of the first auricular point detectors (Diascope®, Servoscope®, Agiscop®) and has concentrated all of its skills and expertise in the production of a new generation, with the Premio 20 DT. Medical device class IIa.

✓ ADVANTAGES

- Ultra-accurate detection, direct reading at the tip of the hand piece
- Simplified use, visual display of the intensity of the detected point
- An intuitive and ergonomic device with audio and visual display
- Automatic calibration of the stimulation intensity
- Ready to use: no cable or accessory part to install
- A grounding handle held by the patient which isolates the practitioner from the measurement circuit

111672 - PREMIO 20DT

26x20x7 cm - 450 g - Chockproof carry case

The case includes:

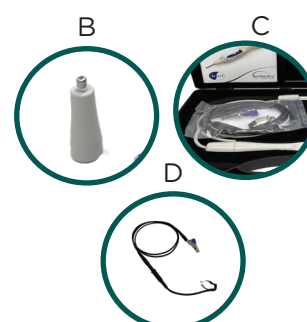
- Premio 20DT
- A user manual
- ERT nozzle special for acupuncture
- CR123A battery

Compatible with commercially available CR123A rechargeable batteries, tension 3.0-3.7 V, 800-1600 mAh.



OPTIONS FOR THIS DEVICE:

A	112808 Premio 20D Electrical detector
B	112802 PREM-04 ERT tip
C	113393 Premio 20DT VET Veterinary version
D	113423 PREM-011 Vet grounding handle for P20 DT VET





AURICULOTHERAPY DETECTION

Measurement with a highly accurate differential detection system

- Possible low (Gold) or high (Silver) impedance detection.
- Sufficiently low measurement current not to interfere with the point.
- Visual and auditory display of the intensity of the detected point (on a 9-level scale)



ACUPUNCTURE DETECTION

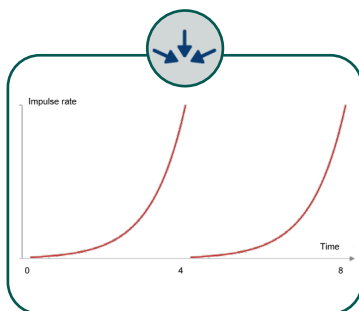
Downward measurement of the impedance point, with the soft tipped ERT nozzle

- Direct instantaneous reading of the measurement on the stylet confirmed by an «Audible BLEEP»
- Memorization of the skin point detected with the lowest impedance
- Visual and auditory display of the intensity of the detected point (on a 4-level scale)

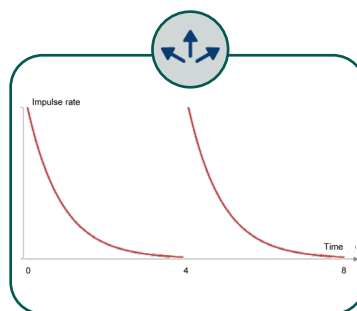
EFFICIENT STIMULATION

In stimulation, a simple press on the keyboard without taking your eyes off the point being treated enables you to provide appropriate simulation:

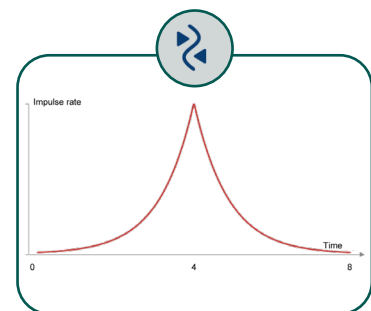
- By scanning Nogier frequencies** (ideal for auriculo)
- By frequency wobulation: Alternating for harmonization, ascending between 1 and 100 Hz in tonification, descending between 100 and 1 Hz in dispersion



Tonification



Sedation



Harmonisation

WOBUATION: NEW SEDATELEC DEVELOPMENT

Sedatelec has developed a specific approach to physiological impulses no longer based on repetitive frequencies but on dynamics, acceleration or deceleration as variation in the signal is considered to form the basis of the information decoded by the body.

Stimulation is effective if it is dynamic and varies in the same way as the Qi moves perpetually through the network of meridians.

In the same way as the Qi rises and then falls in each meridian, the wobulated stimulation increases or reduces the number of impulses emitted per second in a complex mathematical progression.



AGISTIM DUO

ELECTRICAL STIMULATION



4 channel stimulator for electro-acupuncture which can stimulate up to 8 or 16 needles. It is used for electroacupuncture to speed up the work of the needles in electrolipolysis in order to reduce localized lipodystrophy, in neurostimulation to stimulate nerve fibers with electrodes and in analgesia to release endorphins depending on the frequencies selected. Medical device class IIa.

✓ ADVANTAGES

- Designed around 2 completely independent insulated current generators
- Connectors providing perfect constant contact with the needles, at the same time guaranteeing complete insulation from the skin
- Intensity adjustment on each of the channels with independent integrated safety system
- Automatic variation of the chosen frequency so the body does not get accustomed to the stimulation (OFSC)

108268 - Agistim Duo

30x25x6 cm - 1270 g - Shockproof carry case

The case includes:

- Agistim Duo and its user manual
- 1 needle connector White/Grey (109285 AGIDUO-011)
- 1 needle connector White/Pink (109286 AGIDUO-012)
- 1 needle connector White/Purple (09287 AGIDUO-013)
- 1 needle connector White/Green (109288 AGIDUO-014)
- Test box (109290 AGIDUO-05)
- Main power supply 110-240 V (112378 AGIDUO-063)




OPTIONS FOR THIS DEVICE:

A	107760 AGIDUO-09	Styl Module
B	109315 AGIDUO-031	4 Needle Module Grey
C	109316 AGIDUO-032	4 Needle Module Pink
D	109317 AGIDUO-033	4 Needle Module Purple
E	109318 AGIDUO-034	4 Needle Module Green
F	108843 AGIDUO-03	Kit Lipolyse « 4 Needle Module »

EFFICIENT STIMULATION

- 8 different emission/stimulation modes
- Continuous stimulation with variable rest times
- Frequency scanning function
- Asymmetrical zero mean biphasic impulses
- Complete stability of current intensity, regardless of impedance of the point
- Statistically controlled frequency oscillation avoiding the body becoming accustomed to stimulation
- Frequency step adjustment from 0.1 Hz up to 10Hz, then from 1Hz up to 99Hz



AGISTIM DUO OPTIONS



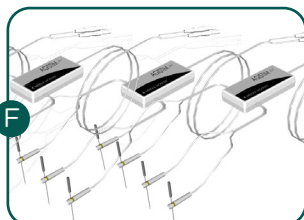
STYL MODULE

This device allows very accurate electrical stimulation to be delivered to a point without applying needles or electrodes. It is particularly useful on the ear points. It can work with the Nogier frequencies** and all frequencies between 1 and 99 Hz.



4 NEEDLE MODULE

This can double the number of needles connected to the Agistim Duo. It has a very simple attachment system: the needle is hooked on with one hand by pulling on the wire.



KIT LIPOLYSE

A set of 4 x 4 Needle modules used to perform acupuncture or electrolipolysis enabling you to connect up to 16 needles.

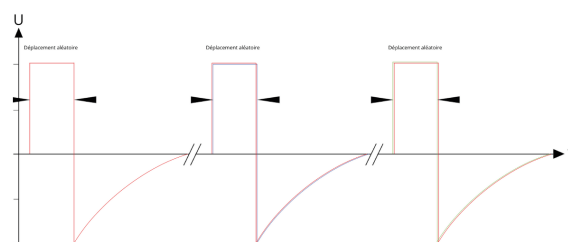
Supplied with user manual.

STATISTICALLY-CONTROLLED FREQUENCY OSCILLATION: AN UNIQUE CONCEPT OF FREQUENCY FLUCTUATION

Sedatelec has invented a unique concept involving frequency fluctuation around the benchmark frequency selected for the treatment: **Statistically-Controlled Frequency Oscillation (SCFO)**.

Using original electronic management, the Agistim Duo emits electrical stimulation that is very near the therapy frequency selected for physiological effect, but with slight and random variation that prevents habituation to a stimulation rhythm.

It is never the exact same frequency twice, so the body remains attentive and reactive.



LASER STIMULATION



TWO MAIN TYPES OF APPLICATION, REFLEX THERAPY AND LOCAL STIMULATION

POINT STIMULATION - REMOTE ACTION

Laser is particularly popular to replace the needle. It has useful features:

- It is **fast**, 30s to 60s, depending on power, if the hand-held probe is applied directly to the point to avoid beam dispersion
- It is **painless**, greatly facilitating stimulation in children or patients who are afraid of needles
- It is **sterile** by nature, as it does not break the skin

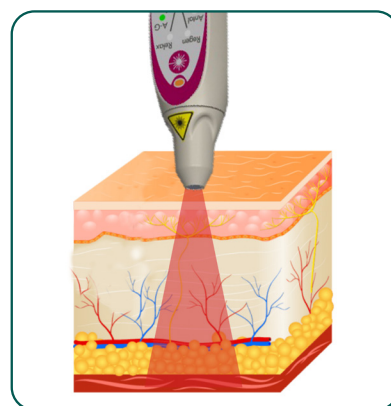
STIMULATION OF THE AREA - LOCAL ACTION

During his research, Doctor Paul Nogier developed different combinations of frequencies producing 3 effective actions:

- **Analgesic action:** Treatment of dental abscesses, localized pain and sprains, etc.
- **Tissue regenerating action:** Accelerated healing, reduction of aphthous ulcers and burns, etc.
- **Myorelaxant action:** Muscle pain, trismus, etc.

BIOSTIMULATION ALLOWS:

- The regulation of nerve impulse emission: **pain and inflammation decrease**
- Fibroblasts stimulation to increase collagen production: **healing acceleration**
- To provide energy to chromophores: **ATP's release by the mitochondria causing protein synthesis**
- Enzyme modification and activation in order to initiate and sustain the necessary biological reactions **for a proper cellular function**

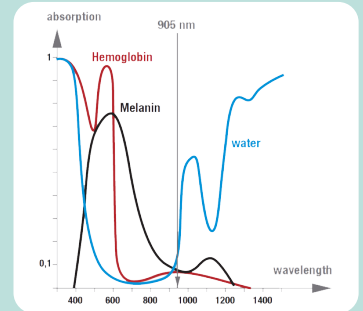


HOW TO CHOOSE YOUR LASER?

WAVELENGTH

Sedatelec has chosen to use sources emitting wavelengths of approximately 905 nm. In this range the beam is the least absorbed by hemoglobin, melanin and water.

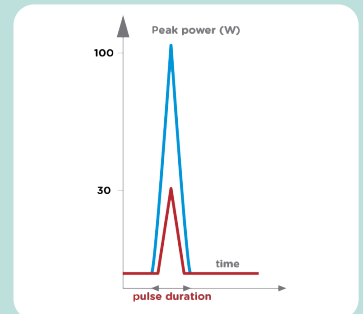
The laser beam can therefore penetrate deeper the tissue layers without destructive warming.



PEAK POWER

It is the maximum emitted power achieved over a very short period of time.

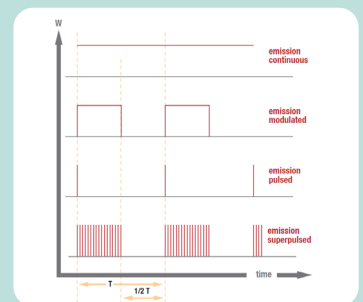
- Allows to set the necessary power in order to penetrate the deepest tissues
- Associated with pulsed or superpulsed emission, with <100 ns pulses, it is without destructive heat effect



LASER EMISSION MODE

It will determine the dynamic of the stimulation and energy delivered to the cells.

- Modulated: repeated continuous emission in a defined rhythm
- Pulsed: emission of very short repeated pulses with a significant rest period (<100 ns)
- Superpulsed: emission of burst of pulses with a higher rest period than stimulation period



USE

Soft laser is a safe, effective, painless and sterile way to stimulate, regulate or relaunch the biological functions of organism.



Acupuncture



Physiotherapy



Reflexology



Veterinary



Odontology



Midwives



Esthetic

NOGIER FREQUENCIES**

Over 50 years ago, Dr Paul Nogier demonstrated that the body was sensitive to defined frequency stimuli and reacted differently depending on the frequencies.

Since then other researchers have also established the specific role of other frequencies and confirmed that the effectiveness of superpulsed laser at the chosen frequencies was far greater than the simple photonic effect of the laser source alone.

Discover these frequencies: see page 27.

premio 30 evo

Laser duo



Soft Laser that provides **painless infrared stimulation of acupuncture points**, including those on the face and sensitive areas, auricular points and trigger points.

Medical device class IIa.

✓ ADVANTAGES

- **Wavelength 905nm:** range where the beam is the least absorbed by water, hemoglobin and melanin
- **Pulsed Emission:** pulses of <100 ns delivering low-energy from 0.15 to 1.25 J without warming the skin
- Stimulation by **Wobulation of frequencies**, unique to Sedatelec, in order to reproduce the effect of the needles
- **7-hour** operating time in continuous use
- **Ergonomic:** 4 direct access stimulation programs

112048 - PREMIO 30 EVO LASER DUO

40x30x7 cm - 1200 g - Shockproof carry case

The case includes:

- Premio 30 EVO Laser Duo
- A user manual
- A emission control tester
- A pair of protective goggles
- A rapid charger




OPTIONS FOR THIS DEVICE:

A	113512 PREM-03-V2 Premio holder
B	113091 PREM-05 Less power nozzle
C	111032 MOD-52 Laser goggles
D	113222 PREM-03H Holster for Premio laser
E	113422 PREM-010 Super power reduction nozzle

PREMIO ADAPTER:

113129 PREM-01-EU-V2	EU
113130 PREM-01-US-V2	US
113131 PREM-01-UK-V2	UK



*Laser emission is invisible.
Do not expose eyes to the beam.
3B classification according to
IEC 60825-1*



ACUPUNCTURE STIMULATION

3 stimulation modes in Acupuncture using frequency wobulation:

- Tonification (from 100 to 10 000 Hz)
- Sedation (from 10 000 to 100 Hz)
- Harmonisation: alternating tonification and sedation

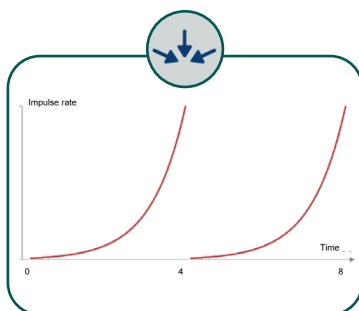


AURICULTHERAPY STIMULATION

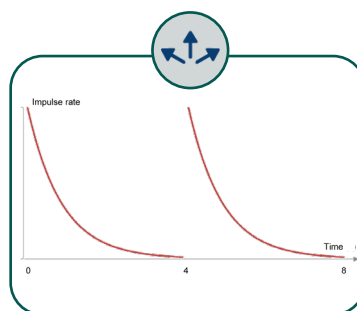
By scanning all of the Nogier frequencies (A to G):** this mode guarantees stimulation of pathological points in Auriculotherapy (pain, physiological or functional disorders and addictions etc.).

EFFICIENT STIMULATION

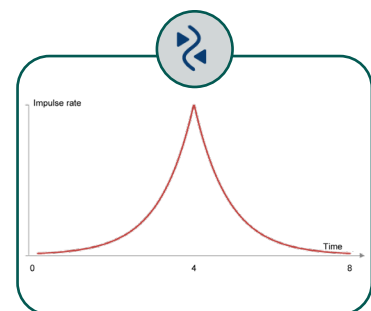
- 2 Tailored powers:
 - 15 W: Weak for superficial points (face, ears, hands ...)
 - 100 W: Powerful for deep points (other points in the body)
- Very short impulse time
- Low energy to preserve the Qi



Tonification



Sedation



Harmonisation

FREQUENCY WOBLING: SEDATELEC INNOVATION

Sedatelec has developed a specific approach to physiological impulses no longer based on repetitive frequencies but on dynamics, acceleration or deceleration as variation in the signal is considered to form the basis of the information decoded by the body.

Stimulation is effective if it is dynamic and varies in the same way as the Qi moves perpetually through the network of meridians.

In the same way as the Qi rises and then falls in each meridian, the wobulated stimulation increases or reduces the number of impulses emitted per second in a complex mathematical progression.



premi^o 32

LASER STIMULATION

premi^o 32 ev^o
premi^o 32 v ev^o
premi^o 32 D



CHARACTERISTICS

- **Wavelength 905nm:** less absorbed by melanin, water and hemoglobin
- **Super-pulsed Stimulation** with a high peak power (up to 100W). Thus, the cells receive high power in a very short period of time (approx. 100ns) to avoid any destructive heating, at the chosen frequency repetition
- **Ergonomic:** direct access to 4 stimulation programs and to the individual Nogier frequencies**
- Illumination of the working area

THE SEDATELEC « + »: NOGIER FREQUENCIES

ANALGESIC (FREQUENCIES E AND G)

It reduces pain transmission to the central nervous system. Its local action on the inflammatory process improves the patient's experience and the quality of the local reaction.

REGENERATION (FREQUENCIES A, B AND F)

It accelerates tissue reconstruction, restores cell functions and accelerates the healing and regeneration, process both superficially and deep.

RELAXATION (FREQUENCIES C, D AND G)

It facilitates release of tensions and contractures.

NOGIER FREQUENCIES SCANNING**

This type of emission guarantees stimulation of pathological areas regardless of the origin of these (pain, physiological or functional disorders, addictions, etc). It allows successive emissions by scanning all of the Nogier frequencies** (Frequencies A, B, C, D, E, F and G).

INDIVIDUAL FREQUENCY SELECTION

Each of the 7 Nogier frequencies** can be selected individually to act on a specific physiological function.



premio 32 evo

Laser A-G program



NEW!

More powerful!

A faster
and deeper
stimulation!

Universal cold laser for bio-stimulation. It delivers fast intense local analgesic, regenerative, muscle relaxant action without side effects, **on a point or an area.**

Medical device class IIa



ADVANTAGES

- **Peak power of 100 W**, to reach the deeper muscular areas
- Constant energy delivery of **5 J/min** thanks to the super-pulsed emission mode
- Power reduction nozzle ERP, ideal for auricular and facial areas

112049 - PREMIO 32 Evo LASER A-G PROGRAM

40x30x7 cm - 1200 g - Shockproof carry case

The case includes:

- Premio 32 Evo Laser A-G Program
- A user manual
- A emission control laser
- A pair of protective goggles
- A rapid charger
- A less power nozzle


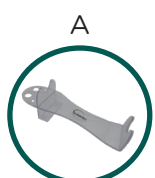


OPTIONS FOR THIS DEVICE:

A	113512 PREM-03-V2 Premio holder
B	113091 PREM-05 Less power nozzle
C	111032 MOD-52 Laser goggles
D	113222 PREM-03H Holster for Premio laser
E	113422 PREM-010 Super power reduction nozzle

PREMIO ADAPTER:

113129 PREM-01-EU-V2	EU
113130 PREM-01-US-V2	US
113131 PREM-01-UK-V2	UK



*Laser emission is invisible.
Do not expose eyes to the beam.
3B classification according to
IEC 60825-1*

premio 32 v evo

LASER STIMULATION FOR VETS



Cold bio-stimulation laser dedicated to veterinary practice. It delivers fast intense local analgesic, regenerative, muscle relaxant action without side effects.

Medical device class IIa.

✓ ADVANTAGES

- **Peak power of 100 W** for a deeper tissue penetration
- Constant energy delivery **5 J/min** through a super-pulsed emission mode
- **Strengthened steel nozzle** to protect the laser diode from animal skin abrasion
- Special frequencies to accelerate the restoration of the cells functions (cat gingivitis), the tissue reconstruction and the healing process

113252 - PREMIO 32 V Evo LASER A-G PROGRAM

40x30x7 cm - 1200 g - Shockproof carry case

The case includes:

- Premio 32 Evo Laser A-G Program
- A user manual
- A emission control laser
- 2 strengthened steel nozzles (112471 PREM-02)
- A pair of protective goggles (111032 MOD-52)
- A rapid charger
- A less power nozzle




OPTIONS FOR THIS DEVICE:

A	113512 PREM-03-V2 Premio holder
B	113091 PREM-05 Less power nozzle
C	111032 MOD-52 Laser goggles
D	113222 PREM-03H Holster for Premio laser
E	113422 PREM-010 Super power reduction nozzle

PREMIO ADAPTER:

113129 PREM-01-EU-V2	EU
113130 PREM-01-US-V2	US
113131 PREM-01-UK-V2	UK



*Laser emission is invisible.
Do not expose eyes to the beam.
3B classification according to IEC
60825-1*

premio 32 D evo

DENTAL LASER STIMULATION



Cold laser for bio-stimulation. It delivers fast intense local analgesic, regenerative, muscle relaxant action without side effects, promoting hemostasis.

Medical device class IIa.

✓ ADVANTAGES

- **Peak power of 75 W** for a deeper tissue penetration
- Constant energy of **1.2 J or 1.8 J/min** through a super-pulsed emission mode
- Accurate application in the mouth by an **angled optic fiber**
- Special frequencies to activate bone callus generation, to relax muscle contractions (trismus), to reduce the cicatricial and analgesic consequences of dental avulsions

112685 - PREMIO 32 D EVO LASER

40x30x7 cm - 1200 g - Shockproof carry case


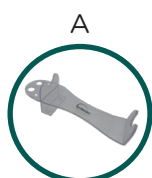
The case includes:

- Premio 32 D EVO laser
- A user manual
- Two removable sterilizable optic fibers (Ø6 mm)
- A “dental” key
- A “body” key
- An emission control laser
- A pair of protective goggles
- A rapid charger



OPTIONS FOR THIS DEVICE:

A	113512 PREM-03-V2 Premio holder
B	111032 MOD-52 Protective goggles



PREMIO ADAPTER:

113129 PREM-01-EU-V2	EU
113130 PREM-01-US-V2	US
113131 PREM-01-UK-V2	UK



*Laser emission is invisible.
Do not expose eyes to the beam.
3B classification according to IEC 60825-1*

COLOR AND LIGHT DETECTION AND STIMULATION

© Institut de photonomédecine - G. Baud

AURICULOMEDICINE AND PHOTONOTHERAPY



AURICULOMEDICINE

In 1966, Paul Nogier very fortuitously observed that when he exerted slight pressure on the ear, there was a corresponding decrease or increase in the pulse. The rhythm did not change, but the pulse seemed to become stronger or weaker.

After checking the phenomenon with many of his patients, he called it the **Réflexe Auriculo-Cardiaque (RAC)**. Over time, attention has been turned to the possibility of the existence of a more general phenomenon, which, on the advice of Professor Pierre Magnin (Besançon), is called the **VAS: Vascular Autonomic Signal**. In other words, the autonomous vascular signal.

In every person, when the skin is lit up by a flash of light, the radial pulse becomes «harder». This effect generally lasts for 3 pulses and represents the adaptation of the body to a new electromagnetic situation. The work of Paul Nogier has shown that cutaneous stimulation that can trigger VAS can be mechanical or luminous. By taking the radial pulse, auriculomedicine can assess the body's responses mostly to skin stimulations. The reactions are well known and the investigations are standardized. It is therefore possible to detect abnormal reactions in some patients who should generally be treated by auriculotherapy. For the moment, auriculomedicine is a marginal technique that provides enviable therapeutic results. It is at the leading edge of clinical research and will doubtless be behind great physiological discoveries in the future.

Intermittent light stimulation of the skin can produce a number of very different RAC depending on the frequency of the light impulses delivered.

PHOTONOTHERAPY

New therapy developed by Professor Magnin, based on discoveries in auriculomedicine: Nogier pulse and photoperception.

Light treatment is the modulation of photon emission using colored discs activated by appropriate lighting: the essence of "Photonotherapy".

This is an authentic method founded on the energy and functional reorganization of electron activity. It associates color discs with the Nogier frequencies**.

DESCRIPTION OF THE NOGIER FREQUENCIES**

The organs of the body have a set rate of metabolism. In the 1970s, Paul Nogier found the physiological linkage between a range of frequencies and different parts of the skin using the RAC.

The skin contains several types of sensory receptors and recorders, making it sensitive to different stimuli including electromagnetic stimulation at various wavelengths.

By stimulating the skin using light emitted by a diode and hertz by hertz adjustments, he discovered that some areas of the pinna of the ear and body react identically to specific frequencies:

A 2,28 Hz, Orange 21, basal area, represents anabolism

- Stimulation of cell work
- Anti-inflammatory action
- Anti-oedema action

B 4,56 Hz, Red 25, nutrition and assimilation area (metabolism)

- Stimulation of nutrient functions, inter-cellular exchanges, cellular cohesion and immune effects
- Anti-allergique actions

C 9,12 Hz, Yellow 3, kinetic area, represents movement. Stimulation of functions:

- Locomotion
- Muscle contraction
- Those related to agonism and antagonism
- Those related do Dopamine secretion

D 18,25 Hz, Red 24, associative area represents the link between the right and left sides of the body

- Stimulation of inter-hemispheric fibers causing stimulation of functions relating to symmetry and laterality
- Action: motor activity, walking, posture
- Action: language, mood, concentration, memory, location in space/time

E 36.50 Hz, Blue 44, distribution area represents transmission of influx between cortex and soma

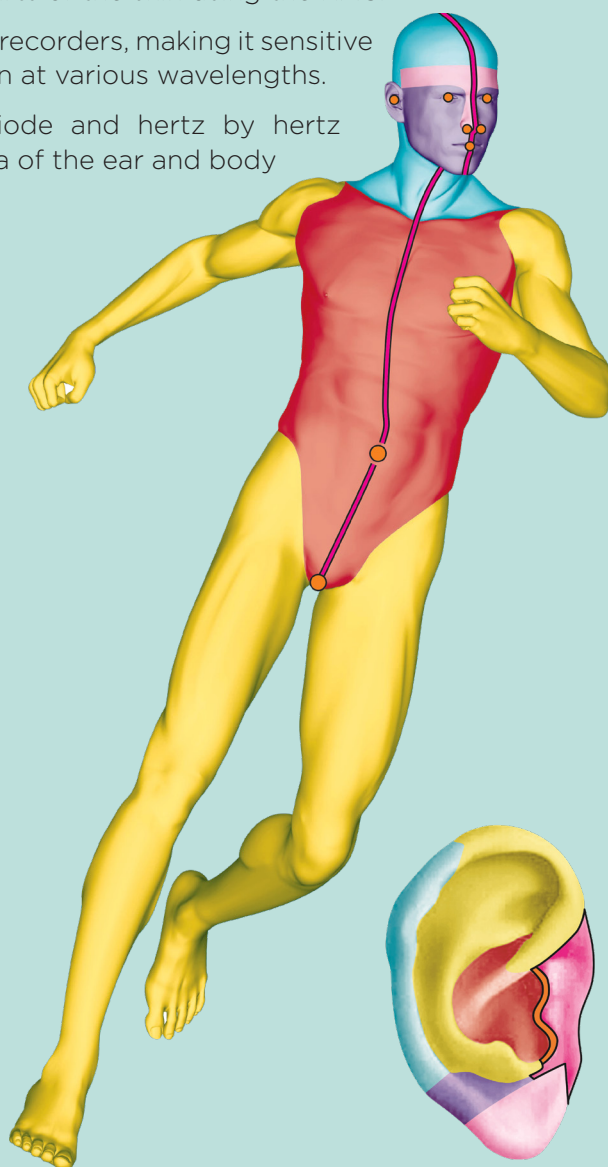
- Stimulation of spinal cord
- Analgesic action

F 73 Hz, Blue 98, Hz, sub-cortical area represents instinctive organization

- Stimulation of central grey nuclei
- Healing, antidepressant action
- Regulation of the hypothalamus and appetite

G 146 Hz, Magenta 30, cortical area, represents mental organization

- Stimulation of the cerebral cortex
- Treatment of psychosomatic disorders
- Treatment of chronic pain
- Adjuvant treatment of epilepsy



From the properties of the skin and the features of the light causing the skin photo-perception effect, Sedatelec has designed devices to generate white, colored, pulsed or unpulsed light by the Nogier frequencies**.

These devices are used for diagnosis or stimulation depending on the models and usually operate in conjunction with taking the Nogier pulse.

premio 40 Light

LIGHT AND COLORS



Battery-powered medical examination light with frequency and continuous light and colour stimulation. This very high precision tool is ideal for auriculomedicine, as well as photonic medicine and chromotherapy. Medical device class I.

✓ ADVANTAGES

- Use of all our Sedatelec filters and discs range (>150 references)
- Wireless and autonomous for an easy use
- Illumination of Ø2 mm to Ø20 cm zone

112953 - PREMIO 40 LIGHT

36x35x8 cm - 1270 g - Shockproof carry case

The case includes:

- Premio 40 Light
 - A user manual
 - A protected battery 900 mA (112999 PREM-08)
 - A USB charger
 - A disc holder
 - A Ø2 mm nozzle
 - A Ø5 cm nozzle
 - Casing with openings to store up to 30 filters and 5 discs (see picture including options).
- NB: filters and discs are optional



Non-binding picture

OPTIONS FOR THIS DEVICE:

A	113512 PREM-03-V2 Premio holder
B	113050 PREM-06 Battery extension PREM-09 for serial numbers < 569
	113508 PREM-06-T1 Battery extension PREMIO 40 - TITANIUM for serial numbers >= 569
C	113001 PREM-09 Protected 3500 mA battery 3.6 V
D	113074 PREM-07 Fiber with removable tip
E	1 color filter (See page 36)
F	ELD disc (See page 38)






STIMULATION ADAPTED TO YOUR PRACTICE

- An adjustable intensity, the lower one (detection) on 4 levels and the higher intensity (stimulation) on 6 levels
- Selection of the Nogier frequencies** from A to G, U and L frequency, in basic frequencies with the possibility to use higher harmonics
- Variation of frequencies from -30% to +30% in 5% intervals
- Automatic scanning function for all the frequencies and all the percentages
- Laterality test with the beating function (BF, HF, HF + BF)

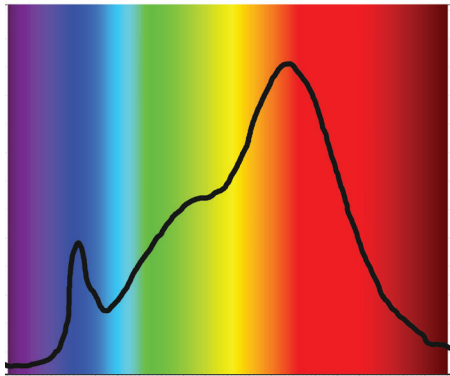
EFFICIENT STIMULATION

- Sophisticated electronic control
- Stability of the settings: 32-bit microprocessor.
- Emission of frequencies with a high precision of 0.01%



HIGH C.R.I. DIODE

WIDE SPECTRUM AND CHROMATIC BALANCE



- A last generation high C.R.I. (Color Rendering Index) diode with a white light on the spectrum the closest to that of the sun
- An adjustable light intensity from 780 Lux to 51,500 Lux at 5 cm
- A single diode, instead of three conventional RGB diodes whose monochromatic bell-shaped emission does not allow the desired spectral coverage to be achieved
- Very limited heating of the source in order to maintain a constant quality no matter which gelatin filters are used



HEAT STIMULATION

SAFE MOXIBUSTION

Therapeutic application of heat is a non-invasive practice and promotes muscle relaxation, reduces stiffness, locally increases blood circulation and stimulates the immune system etc.

This heat effectively combats pain and has a very specific role in traditional Chinese medicine in which it has been used on a daily basis for thousands of years: it is called Moxibustion.

Major scientific and clinical research is currently being carried out on this and has revealed the many physiological mechanisms involved.

LOCALLY:



Stimulation of heat receptors triggers the release of mediators (substance P, somatostatin, etc) which act immediately by causing inflammation:

- Initial **vasoconstriction** for a very short period of time, probably a reflex effect from the vascular wall
- **Vasodilatation** and increase in blood flow by antidromic stimulation of the afferent axon
- **Activation** of mastocytes and of the immune system more generally (increase in the blood population and activity of white cells) over a relatively long period (over 2 weeks)

THE CHARACTERISTICS OF THE BURNING ARTEMISIA SPECTRUM...

When Artemisia is lit with a lighter or a stick of incense, it burns without flame, glowing red, and forms ashes that, if not removed (while falling or through the intervention of the practitioner), slows down combustion and modifies the spectral emission.

The heat emitted is in the form of electromagnetic radiation, that is waves carrying energy.

The spectral emission is very similar to that of a black body.

A black body is an ideal object where the electromagnetic spectrum – meaning the distribution of the quantity of energy according to wave length- depends only on its temperature. This curve has a specific shape, continuous, with a peak corresponding to the wave length carrying the most energy, and a more or less straight slope for smaller and greater wavelengths.

ARTEMISA, A LONG-TIME CHOICE AS A HEAT SOURCE

HIGH QUALITY HEAT

In its primitive form, moxibustion doubtless used various materials, such as heated pebbles (the use of hot rocks is still common), tobacco, cotton, sulphur, monkshood... But Artemisia has been used for a very long time, for the quality of the heat obtained from burning this dried grass, which then becomes «velvet» before being used as what, or rolled in cones, or rolls...

It even leant its name to the practice outside China, since the name moxa comes from the Japanese mogusa, which means Artemisia!



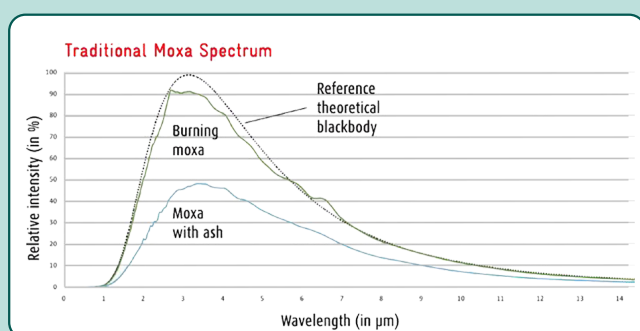
A VERY FRAGRANT SMOKE

Artemisia is also used in herbalism, and its essential oil has well known virtues as well as a non-negligible toxicity that imposes professional use, reserved for informed practitioners.

This smoke can be toxic in the long term. On the other hand, as with all burning matter, it generates ashes that, while falling during the session, can create significant burns on the patient's skin.



ARTEMISA: A SPECTRUM IN THE INFRAREDS



Burning Artemisia has a very broad emission spectrum, with the wavelengths across the red (in the visible spectrum) and short infrared, with a peak situated in the medium infrared, and a strong proportion of long infrared. If combustion is activated, by blowing over it for example, the temperature of the Artemisia rises to 850-900°C, the spectral peak is situated around 2.6 μm , and there is a high proportion of short and medium infrared.

When combustion weakens (presence of ash for example), the temperature of the Artemisia falls to around 650° C, and the peak is close to 3 μm , shifting the spectrum downwards (less energy transmitted) towards the long infrared.

The distribution of wavelengths across such a wide range is a basic characteristic of Artemisia, and largely explains its effectiveness, due to its being appropriate for the physiological, thermo- and photo- receptors of the organism.

It is not enough to provide stimulation with caloric energy, it must be heat that can be absorbed, assimilated and that naturally depends on the receptors' window of electromagnetic sensitivity. Further, the cutaneous thermoreceptors must not be saturated, as they are sensitive to external temperature and, if one exceeds their tolerance threshold, they will lead the patient to reflexively recoil from the pain, limiting the time of application.

premio 10 moxa

HEAT STIMULATION



1st electric moxa device specifically designed to be as effective as traditional moxibustion. It boosts muscle relaxation, reduces stiffness, increases local blood circulation, stimulates the immune system... This heat allows to fight effectively against the pain.

Medical device class IIa.

✓ ADVANTAGES

- Specially designed IR emitter with emission spectrum features based on those of the Artemesia in combustion
- It is straightforward and fast to use
- Can be used in hospitals (no smoke, no odors)
- Can be used with a portable battery thanks to its USB plug

111237 - PREMIO 10 MOXA

26x20x7 cm - 450 g - Cardboard box

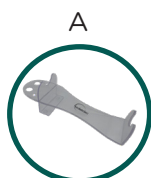
The box includes:

- Premio 10 Moxa electric
- A user manual
- A universal USB power supply
- A concentrator (111848 PREM10-01)



OPTIONS FOR THIS DEVICE:

A	113512 PREM-03-V2 Premio Holder
---	--



EFFICIENT STIMULATION

IN ACUPUNCTURE



Familiar gestures, known results

IN AURICULOTHERAPY



A new precise stimulation technique in few minutes

IN LOCAL THERAPY



A precise, safe, effective application

THE «THERMAL NEEDLE» EFFECT



with the concentrator, apply a tingling penetrating heat to target a very accurate point in a few seconds

FORGET THE CONSTRAINTS OF MOXA:

- no toxic smoke,
- no odors that reeked the environment,
- no difficulty to switch on and off,
- no ashes that burn or get the moxa cold

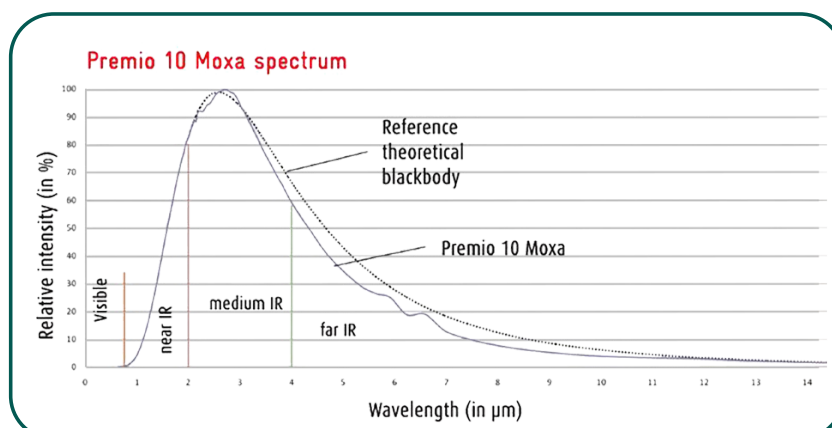


THE ONLY “ARTEMISIA-LIKE” DEVICE

The specially designed IR emitter developed for the PREMIO 10 MOXA has emission spectrum features based on those of the Artemisia in combustion both in terms of spectrum width and in distribution between the near, medium and far infrared.

These mobilized physiological receptors regardless of type or depth, equivalent to traditional moxas.

It is the distribution of wavelengths over a wide range which to a large extent explains its efficacy by its suitability for the body's physiological heat and light receptors.



INSTRUMENTS AND TRAINING MATERIALS



The following products **are not subject to the European Medical Devices Regulation (EU) 2017/745**.

Whether for training or for your daily practice, Sedatelec offers high-quality instruments, completely made in France.

PRESSURE FEELERS

These Sedatelec instruments are essential to locate pain points on the pinna of the ear. There are 4 pressure intensities depending on the desired resistance.



103609 - PAL 130 - FEELER 130G BLACK

103304 - PAL 250 - FEELER 250G BLUE

103610 - PAL 400 - FEELER 400G ORANGE

103611 - PAL 650 - FEELER 650G BEIGE

14.5x1x1 cm

25g

Plasticised bag containing 1 feeler

MULTI-PRESSURE FEELER

It is revolutionary because of its wide range, (from 0 to approximately 400 grams) which is ergonomic, practical and accurate and will support you long term regardless of your practice. Colored landmarks help you accurately assess the level of pressure and therefore intensity or depth at which you detect a reaction.



112353 - EASYO1 - MULTI-PRESSURE FEELER

17x6x3 cm

30g

Plasticised bag containing 1 feeler

GLASS RODS

Made of polished glass and offer excellent quality stimulation with no risk of irritating the skin through their fine smooth nozzle.

BAT02



BAT03



103607 - BAT02 - GLASS RODS

113193 - BAT04 - BLUE GLASS ROD

13.5x1x2 cm

10g

Plasticised bag containing 2 rods

SILICON EARS

Highly realistic silicon right or left ear reproduction. This is useful to identify and demonstrate the points to your patients and pupils. Excellent quality allowing multiple needle punctures without deterioration of the ear.



103350 - ORED - RIGHT SILICONE EAR

103349 - OREG - LEFT SILICONE EAR

8.5x5.5x4 cm

80g

Plasticised bag containing 1 ear

EAR STAMPS (WOOD OR SELF-INKING)

These are useful in your consultations to identify treated points. Two models of stamp are available, with or without the posterior view.

TAMB



103179 - TAMB1 - WOOD EAR STAMP N°1

103602 - TAMB2 - WOOD EAR STAMP N°2

11.5x6x5 cm

153g

Plasticised bag containing 1 stamp

TAME



103603 - TAME1 - SELF-INKING EAR STAMP N°1

103604 - TAME2 - SELF-INKING EAR STAMP N°2

11.5x6x5 cm

153g

Plasticised bag containing 1 stamp

N°1



N°2



PATIENT GROUNDING DEVICES

It is used to carry electrostatic charges from the patient to ground which facilitates electrical detection of points. It contains a removable electrode which can be cleaned using a cloth moistened. For greater flexibility of use, additional electrodes can be supplied. Suitable for EU or US plugs.



112698 - DMAT - PATIENT GROUNDING DEVICE EU

113095 - DMAT US - PATIENT GROUNDING DEVICE US

13.5x6x1.9 cm

100g

Plasticised bag containing 1 device

112804 - DMAT 01 - PATIENT GROUNDING ELECTRODES

8x5x1 cm


30g

Plasticised bag containing 2

PROTRACTOR ANTI-TOBACCO OR ANGLE 30°

Anti-tobacco protractor, Transparent plate with 7 orientated grooves for the anti-tobacco program.

Angle protractor, transparent plate with 30° angles (geometry of the ear).



103347 - RAPAT - ANTI-TOBACCO PROTRACTOR

103606 - RAP30 - ANGLE PROTRACTOR 30°

14x11x5 cm

50g

Plasticised bag containing 1



COLOR FILTERS

An entire range of color filters, frequential color programs, metal, magnetic or polarized filters is available. The composition of the filter supports has been specially studied to be neutral.

1 COLOR FILTERS LEE

YELLOW FILTERS
103410 - Yellow L007 = C 3
107333 - Yellow L010
107346 - Yellow L102 = 12
107347 - Yellow L103
107361 - Yellow L212
113479 - Yellow L101 = 12

ORANGE FILTERS
107332 - Orange L008
107334 - Orange L013
107337 - Orange L020 = 21
113468 - Orange L232 A

RED FILTERS
107336 - Red L019
107338 - Red L022
107339 - Red L024 = 24 D
107340 - Red L026 = 25 B
111753 - Red L113

BROWN FILTERS
107335 - Brown L017 = 15
107360 - Brown L208

PURPLE FILTERS
107349 - Purple L128 = G 30
107367 - Purple L641
113447 - Purple 797 (=49B)

BLUE FILTERS
107341 - Blue L071 = 49
107342 - Blue L075
107350 - Blue L137
107351 - Blue L140
107353 - Blue L180
107354 - Blue L181
107355 - Blue L183
107356 - Blue L195
107357 - Blue L196
107358 - Blue L197
107792 - Blue L198
107359 - Blue L201 = E 44
107368 - Blue L363 = F 98
107369 - Blue L366
113469 - Blue L241
107369 - Blue L079

GREEN FILTERS
107343 - Green L088 = L 58
107344 - Green L089
107345 - Green L090
107348 - Green L124
107363 - Green L322
107364 - Green L323
107365 - Green L325
113478 - Green L736 = 53

AUTRES
107604 - Ectoderm L116
107607 - Mesoderm L248
107793 - Endoderm - L1410
107366 - Acetylcholine L328
107352 - Noradrenaline L148
107362 - Black L299 = 90
113043 - Colourless L226 = 1A

CODE - FILL1C-N° - 1 COLOR L FILTER

8.5x5.5x0.5 cm	30g	Plasticised bag of 1 filter
----------------	-----	-----------------------------



1 COLOR FILTERS KODAK

YELLOW FILTERS	MAGENTA FILTERS	BLUE FILTERS
112395 - Yellow 2	107169 - Magenta 30 G	107687 - Blue 46
107375 - Yellow 3 C	111129 - Magenta 31	107178 - Blue 47
103369 - Yellow 4	107170 - Magenta 32	107179 - Blue 47B
112630 - Yellow 6		107688 - Blue 48A
107158 - Yellow 8		107181 - Blue 50
112659 - Yellow 8N5		107194 - Blue 75
107159 - Yellow 9		107195 - Blue 78
107162 - Yellow 16		112475 - Blue 78C
107163 - Yellow 22		107692 - Blue 80B
107191 - Yellow 72		107693 - Blue 80C
107192 - Yellow 73		112393 - Blue 80D
		107695 - Blue 82C
		107200 - Blue 94
		107202 - Blue 98 F
ORANGE FILTERS	GREEN FILTERS	CYAN FILTERS
107221 - Orange 21 A	107684 - Green 11	112033 - Cyan 38
109260 - Orange 85	107685 - Green 13	107175 - Cyan 38A
112396 - Orange 85N6	112443 - Green 40	107686 - Cyan 45
107698 - Orange 106	107184 - Green 55	107691 - Cyan 64
	107690 - Green 57	
	107185 - Green 58 ϕ /2	
	107186 - Green 59	
	107188 - Green 61	
	107193 - Green 74	
	107697 - Green 93	
	107203 - Green 99	
	112926 - Green 102	
RED FILTERS	BLACK FILTERS	
107164 - Red 23A	107196 - Black 87	
107165 - Red 24 D	107696 - Black 87C	
107168 - Red 29	107197 - Black 89B	
107190 - Red 70		
107199 - Red 92		

CODE - FIL1C-N° - 1 COLOR FILTER

8.5x5.5x0.5 cm	30g	Plasticised bag of 1 filter
----------------	-----	-----------------------------

*Kodak filters will be gradually replaced by Lee filters. (*Available while supplies last.).*

On 1/9/22 :

Colourless 1A = L226 - Yellow 12 = L102 - Yellow 15 = L017 - Red B25 = L026 - Blue 44 = L201
Blue 49 = L071 - Black 90 = L299

Please contact your trainer for more information.

PCF : FREQUENTIAL COLOR PROGRAM LEE

The Frequential Color Program, PCF LEE, represents the basic kit for using filters in auriculomedicine.



- Frequency **A** 21 = Lee 020
- Frequency **B** 25 = Lee 026 → Phase 1
- Frequency **C** 3 = Lee 007
- Frequency **D** 24 = Lee 024
- Frequency **E** 44 = Lee 201 → Phase 3
- Frequency **F** 98 = Lee 363
- Frequency **G** 30 = Lee 128
- Fréquence **L** = 58 = Lee 088 → Phase 2

113291 PCF LEE - FREQUENTIAL COLOR PROGRAM LEE

20x6x18 cm

180g

Plasticised bag containing 8 filters

DISCS FOR PREMIO 40



112615- ELD-D3

D3 Disc:

9/64/12/44A/24/31



113073 - ELD-GIR

Red and Infrared disk



112616 - ELD-D4

D4 Disc:

21/44/61/24/25/58



112728 - ELD-PCF

Disc PCF LEE :

L020 (A21) / L026 (B25)
L007 (C3) / L024 (D24)
L0201 (E44) / L636 (F98)
L128 (G30)

112497 - ELD-DV - BLANK DISC FOR PERSONALIZED COLORS

5x8x0.5 cm

30g

Packaged in individual plasticised bags

You can create your own discs with a choice of colors on request with minimum amount for schools or teachers.

2 OR MORE COLOR FILTERS

These filters allow 2 colors or 2 effects to be tested simultaneously. They consist of 2 colored gelatins superimposed on the same filter.

We can also produce compositions of specific colors on request.

2 SUPERIMPOSED COLOR FILTERS



107207 - FIL2S-3016 - Filter 2 C Superimposed 30/16*

113449 - FILL1C-797-K49B - Filter L 2 C Superimposed 148 (=30/32*)

113448 - FILL2S-017127-K3390 - Filter L 2 C Superimposed 017/127
(= 33/90)

8.5x5.5x0.5 cm

30g

Plasticised bag of 1 filter

**Available while supplies last*

3 SUPERIMPOSED COLOR FILTERS



107243- FIL3S-212544 - Filter 3 C Superimposed 21/25/44*

107244 - FIL3S-2165A58 - Filter 3 C Superimposed 21/65A/58*

107238 - FIL3S-254458 - Filter 3 C Superimposed 25/44/58 Lee

109467 - FIL3S-255824 - Filter 3 C Superimposed 25/58/24*

107240 - FIL3S-305899 - Filter 3 C Superimposed 30/58/99 Lee

103371 - FIL3S-442524 - Filter 3 C Superimposed 44/25/24*

8.5x5.5x0.5 cm

30g

Plasticised bag of 1 filter

**Available while supplies last*

3 STAR COLOR FILTERS



107245 - FIL3E-254458 - Filter 3 C star 25/44/58 Lee

107248 - FIL3E-2165A24 - Filter 3 C star 21/65A/24*

107249 - FIL3E-245865A - Filter 3 C star 24/58/65A*

107668 - FIL3E-244458 - Filter 3 C star 24/44/58

8.5x5.5x0.5 cm

30g

Plasticised bag of 1 filter

**Available while supplies last*

MISCELLANEOUS FILTERS



103376 - FILOR - Gold filter*

103377 - FILAR - Silver filter*

103378 - FILNB - Black/white filter

103379 - FILNBPOL - Polarised black/white filter

103380 - FILMAG - Magnetic filter

103381 - FILMAGPOL - Polarised magnetic filter

110219 - FILMAGN/S - Magnetic north-south filter

110221 - FILMAGN/SPOL - Polarised north-south magnetic filter

103384 - FILPOLS - Simple polaroid filter

103382 - FILPOLC - Crossed polaroid filter

103387 - FILARG - Clay filter (argile)

103400 - FILET04 - Space-time stabilizer (set of 4)

103407 - POL612 - Polaroid sheet 6 x 12 cm

103408 - POL1015 - Polaroid sheet 10 x 15 cm

113336 - FILCIR4GRDR - Circular filter 4Dr/Gr

113504 - Black Filter

113505 - White Filter

8.5x5.5x0.5 cm

30g

Plasticised bag of 1 filter

TEST-RINGS ANOTEST®

Set comprising 10 transparent male discs and 10 female discs, 10 ash free absorbent pads and 10 rubber rings to make your own filters (ATEST10). The rubber rings (ATEST-01), male/female discs (ATEST- 02) can be purchased separately.



107472 - ATEST10 - 10 TEST-RINGS FOR FILTERS

15x10x3 cm

150g

Sachet plastifié de 10 Anneaux complets

103507 - ATEST-01 - 10 Empty rubber rings

103255 - ATEST-02 - 10 Transparent male/female discs

GLASSES HOLDER FOR COLOR FILTERS

Special glasses that can hold our color filters, so the patients can look at the chosen colors.



113388 - LUMAL - GLASSES FOR COLOR FILTERS

19x8x6.5 cm

100g

Cardboard box with case

Non-binding picture.

EMPTY BOX FOR FILTERS

This empty box allows you to store up to 20 filters.



Non-binding picture.

103395 - ATEST-03 - EMPTY BOX (20 FILTERS)

25x2x2 cm	180g	Single unit plasticised packaging
-----------	------	-----------------------------------

EASYO RANGE

Ergonomic detectors made of different materials.



112870 - EASYO2 - Detector black-white long

112354 - EASYO3 - Detector black-white short

112355 - EASYO4 - Detector north-south

112356 - EASYO5 - Detector 3V

112357 - EASYO6 - Detector Bahr black-white


112358 - EASYO7 - Detector gold-silver

113382 - EASYO8 - Detector Bahr triple

13.5x6x1.9 cm	100g	Plasticised bag containing 1 device
---------------	------	-------------------------------------

ENDO-NASAL STYLETS

It is used in sympatricotherapy or nasotherapy and provides gentle stimulation of reflex nasal mucosal points. It is available as a flexible or semi-rigid version.



103302 - STYSOU - FLEXIBLE

103303 - STYSER - STYLET SEMI-RIGID

20x0.5x0.5 cm	50g	Single unit pasticised packaging
---------------	-----	----------------------------------

APPLICATORS

Cotton tipped-applicators with a wooden handle packaged in boxes of 200 individually sterilized.



106708 - ECOU200 - Box of 200 COTTON APPLICATORS

20x1.5x7.5 cm	150g	Cardboard box
---------------	------	---------------

CHARTS

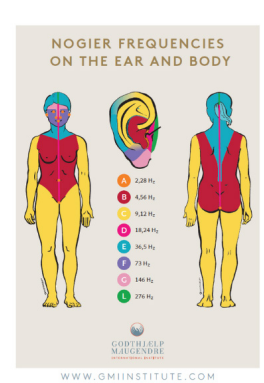
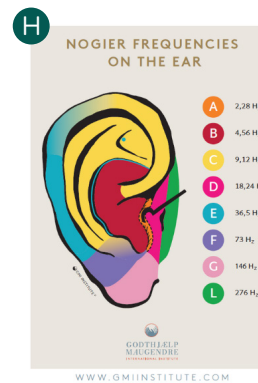
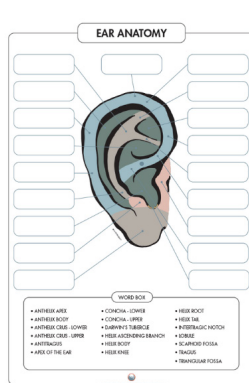
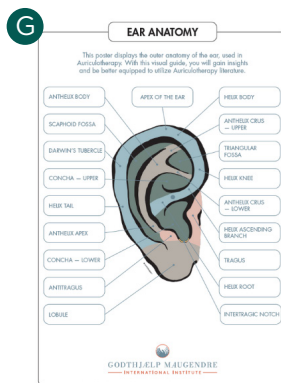
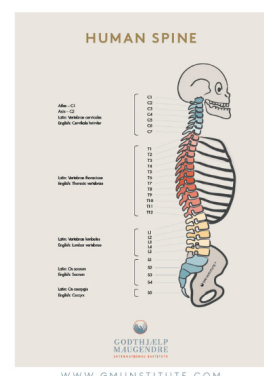
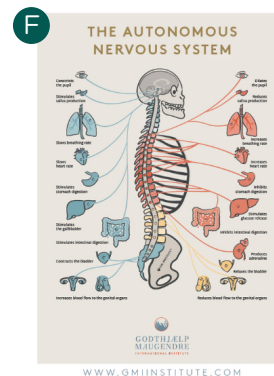

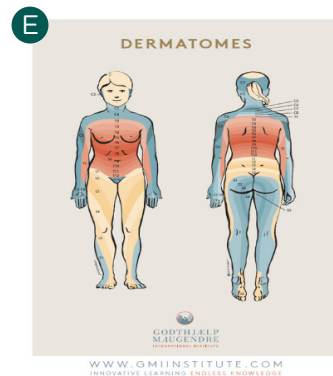
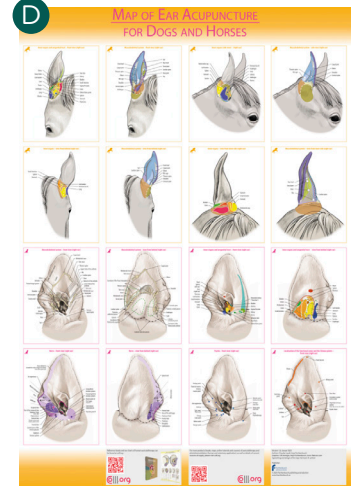
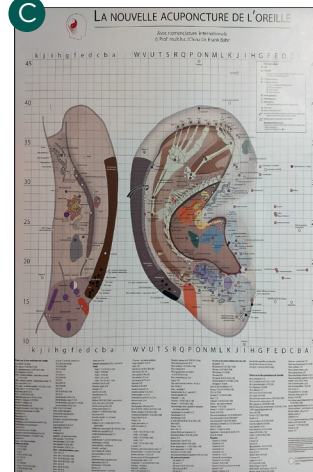
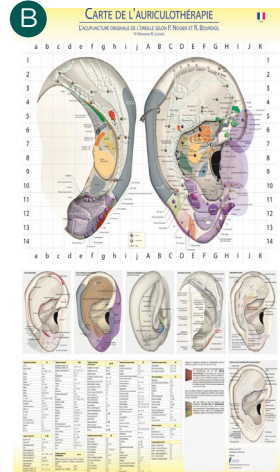
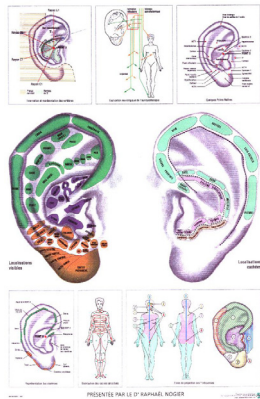
IN FRENCH	
113087 - PLFB02-FR	F. BAHR - Nouvelle Acupuncture de l'Oreille plastifiée (60x80)
111752 PLCERS01-FR	CERS TA Nasosympathicothérapie - Somatotopie interne
B 113285 PLHRLEH01-FR	H. R. LEHNER Carte d'auriculothérapie - Selon P. Nogier et R. Bourdiol 60x85cm
D 113325 PLHRLEH02-FR	H.R.LEHNER Carte d'Acupuncture Auriculaire pour les chiens et les chevaux-Ed. FUECHTENBUSCH -60x85cm
109392 PLJVBA0217-FR	J. V. BAARLE 21x30 Iridologie - FR - plastifiée
109364 PLJVBA021-FR	J. V. BAARLE 21x30 Méridiens - FR - plastifiée
109366 PLJVBA022-FR	J. V. BAARLE 21x30 Points Acupuncture - Alarme - MU - JU - FR - plastifiée
109378 PLJVBA028-FR	J. V. BAARLE 21x30 Chakras - FR - plastifiée
109382 PLJVBA0210-FR	J. V. BAARLE 21x30 Zones Réflexes Main - FR - plastifiée
109386 PLJVBA0212-FR	J. V. BAARLE 21x30 Zones Réflexes Main et Pied - FR - plastifiée
109394 PLJVBA031-FR	J. V. BAARLE 42x60 Méridiens - FR - plastifiée
A 103608 PLPNRN01-FR	P.F.M NOGIER présenté par R. NOGIER Cartographie de l'oreille 40x60 Ed.SEDATELEC
A 112669 PLPNRN02-FR	P.F.M NOGIER présenté par R. NOGIER Cartographie de l'oreille 20X30 Ed. Sedatelec

IN ENGLISH	
D 112997 PLFB01-AN	F. BAHR - Chart of the New Ear Acupuncture (60x80)
106892 PLBFNS02-AN	B.L. FRANK /N.E. SOLIMAN Auricular Therapy Reflex Chart - 21x27cm
106891 PLBFNS01-AN	B.L. FRANK / N.E. SOLIMAN Auricular Therapy Reflex Chart 60x90cm
109458 PLBFNS03-AN	B.L. FRANK / N.E. SOLIMAN Hand Acupuncture Reflex Chart 28x43 cm
107383 PLBEIJ01-AN	Beijing Acupuncture Institut, Official localisation of acupuncture points: 3 charts 1m x 0,80
B 113284 PLHRLEH01-AN	H. R. LEHNER Map of auriculotherapy - According to P. Nogier and R. Bourdiol 60x85cm
D 113323 PLHRLEH02-AN	H. R. LEHNER Map of ear acupuncture for Dogs and Horses - FUECHTENBUSCH Publishing - 60x85cm
A 107378 PLPNRN01-AN	P.F.M NOGIER présenté par R. NOGIER Ear chart 40x60 Ed.Sedatelec
A 112670 PLPNRN02-AN	P.F.M NOGIER présenté par R. NOGIER Ear chart 20X30 Ed.Sedatelec
106751 PLTOLE01-AN	T. OLESON Ear reflex points chart (en anglais) 1 planche / 1 chart 75 x 120 cm Edit. HCA - USA
E 113495 PLGMI01-AN	GMI INSTITUTE Dermatomes and Anatomical reference chart 21x30 laminated
F 113496 PLGMI02-AN	GMI INSTITUTE Autonomous nervous system and spine chart 21x30 laminated
G 113497 PLGMI03-AN	GMI INSTITUTE Ear anatomy chart 21x30 laminated
H 113498 PLGMI04-AN	GMI INSTITUTE Nogier frequencies on the ear and body chart 21x30 laminated

OTHER LANGUAGES

	109555 PLBFNS02-AL	B.L. FRANK / N.E. SOLIMAN Reflexzonen für Ohrakupunktur - 21x27cm
B	113322 PLHRLEH01-PT	H. R. LEHNER Cartografia de Auriculoterapia - Segundo P. Nogier e R. Bourdiol 60x85cm
A	107379 PLPNRN01-AL	P.F.M NOGIER présenté par R. NOGIER Darstellung des Ohres 40x60 Ed.Sedatelec
A	107381 PLPNRN01-ES	P.F.M NOGIER présenté par R. NOGIER Cartografia de la oreja 40x60 Ed. Sedatemec
A	112672 PLPNRN02-ES	P.F.M NOGIER présenté par R. NOGIER Cartografia de la oreja 20X30 Ed. Sedatelec
A	107380 PLPNRN01-IT	P.F.M NOGIER présenté par R. NOGIER Mappa auricolare 40x60 Ed. Sedatelec
A	112671 PLPNRN02-IT	P.F.M NOGIER présenté par R. NOGIER Mappa auricolare 20X30 Ed. Sedatelec
A	107382 PLPNRN01-HO	P.F.M NOGIER présenté par R. NOGIER Oorkaart 40x60 Ed.Sedatelec

A CARTOGRAPHIE DE L'OREILLE D'APRÈS LES TRAVAUX ET PUBLICATIONS DU D^R PAUL F.M. NOGIER



Books

AURICULOTHERAPY AND AURICULOMEDICINE (IN FRENCH)	
C 113136 LIALEN03-FR	A.LENTZ Auriculomédecine rénovée et simplifiée 2ème édition
111622 LICTER01-FR	C. TERRAL Douleur et Acupuncture Edit. Sauramps medical
113144 LICVUL02-FR	C. VULLIEZ Auriculothérapie et pathologies bucco-dentaires Ed. Sauramps medical
106881 LICVUL01-FR	Ch. VULLIEZ Auriculothérapie appliquée à l'art dentaire Ed. Sauramps medical
113337 LIFBFR02-FR	F. R. BAHR Blessures psychiques - Traumatismes psychiques
112969 LIFBFR01-FR	F. R. BAHR La nouvelle acupuncture de l'oreille
112399 LICACOLL01-FR	ICAMAR Actes du premier colloque international d'auriculothérapie, auriculomédecine et médecine ph
112708 LICACOLL02-FR	ICAMAR Actes des rencontres Besançon 2014 d'Auriculo, médecine photonique et cranioacupuncture
112709 LICACOLL03-FR	ICAMAR Actes des rencontres Barcelone 2015 d'Auriculo, médecine photonique
112026 LICAMAR01-FR	ICAMAR French Review 2010 - 2011 237p.
112400 LICAMAR02-FR	ICAMAR Livre II en français années 2011-2012 n°4-5-6
112707 LICAMAR03-FR	ICAMAR Livre III en français années 2012-2013 n°7-8-9
112880 LICAMAR04-FR	ICAMAR Livre IV ANNEES 2013-2015
113118 LICAMAR05-FR	ICAMAR N°22
112943 LILCOU-01-FR	L. COUTURE L'acupuncture sur Oreille et Parkinson
112945 LILCOU-02-FR	L. COUTURE La Latéralité et L'auriculomédecine
A 106806 LIPNOG01-FR	P. NOGIER Introduction pratique à l'Auriculothérapie 169p. Ed. Satas
106815 LIPNOG04-FR	P. NOGIER L'homme dans l'oreille 256p. Ed. Maissonneuve
106818 LIPNOGAL07-FR	P. NOGIER ET AL Revue auriculomédecine 1975 à 1984 Ed. Maissonneuve
106864 LIRNOG04-FR	R. NOGIER Auriculothérapie 1er degré Ed. Sauramps medical
110812 LIRNOG06-FR	R. NOGIER Auriculothérapie 2ème degré 80p. Ed. Sauramps medical
113305 LIRNOG10-FR	R. NOGIER Le RAC - Réflexe Autonome Circulatoire
110098 LIRSAN03-FR	R. SANANES Guide de l'Arthrose Homéo Ed. Resurgence
D 112879 LIYROU06-FR	Y. ROUXEVILLE Les clés de l'auriculothérapie Edit. Satas
113143 LIYROU07-FR	Y. ROUXEVILLE Livre blanc de l'auriculothérapie en 2020 240p. Ed. Sauramps medical
113394 LIALEN-FR	A.LENTZ L'auriculomédecine autrement
G 112482 LIYMYR02-FR	C. DE BRASSIER Acupuncture et auriculothérapie en obstétrique & gynéco
H 110286 LIAPRI01-FR	A. PRINTEMPS Pourquoi se soigner par Auriculomédecine 188p. Edit. GUENIOT
I 106850 LIALEN01-FR	A. LENTZ Auriculomédecine et Homéopathie Edition GUENIOT

AURICULOTHERAPY AND AURICULOMEDICINE (IN ENGLISH)

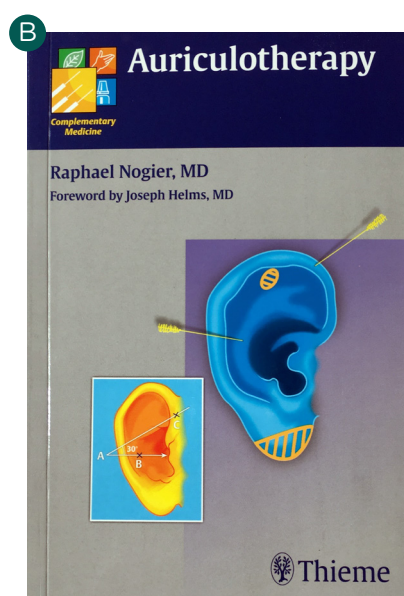
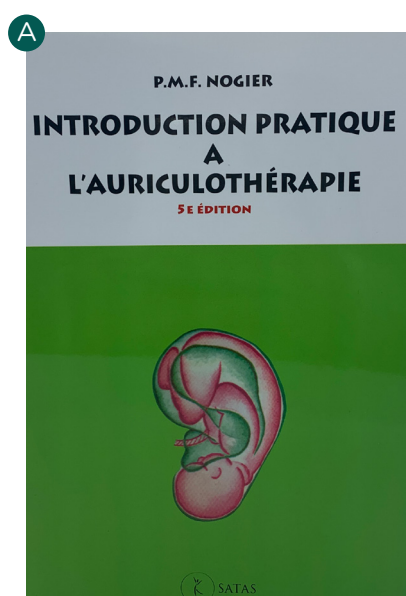
C 113134 LIALEN03-EN	A.LENTZ Auriculomedicine updated and simplified 2nd edition
E 113123 LIJHAF01-AN	J. HOWARD & A.FUECHTENBUSCH Auriculotherapy - The Atlas Based on the Originals by P. Nogier
111335 LIKLAN01-AN	K. LANDGREN Ear Acupuncture - Practical Guide 230 p. Edit. Elsevier
111624 LIMROM01-AN	M. ROMOLI Auricular Acupuncture Diagnosis Edit. Churchill Livinstone


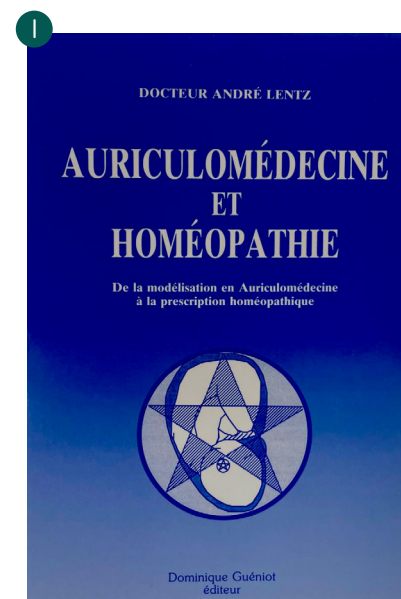

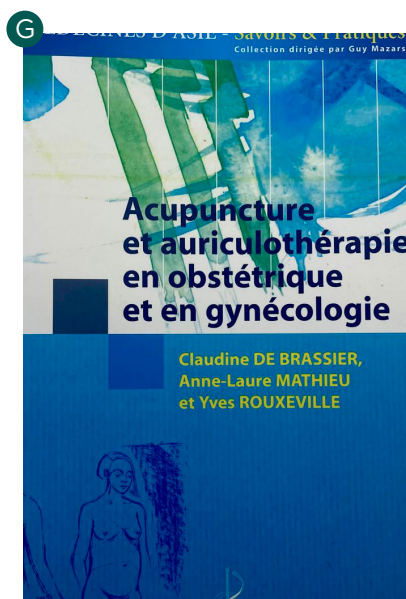

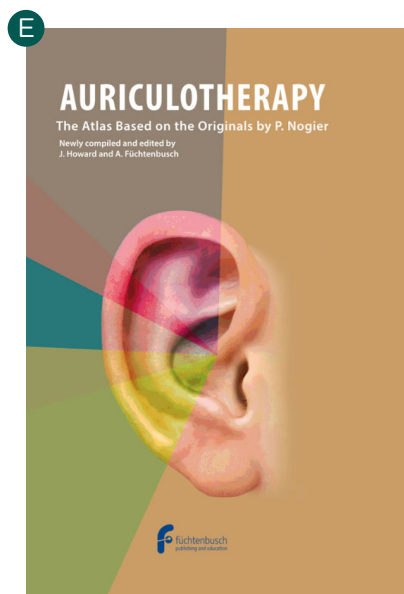
AURICULOTHERAPY AND AURICULOMEDICINE (IN ENGLISH)

111334 LIRNOG07-AN	R. NOGIER Auriculotherapy Edit. Thieme
B 112944 LILCOU-01-AN	L. COUTURE Ear Acupuncture and Parkinson
112946 LILCOU-02-AN	L. COUTURE Laterality and Auriculomedecine

AURICULOTHERAPY AND AURICULOMEDICINE (OTHER LANGUAGES)

C 113158 LIALEN03-ES	A.LENTZ Auriculomedecina renovada y simplificada 2ème édition
106804 LIGLEM01-LL	ANNALES DU GLEM 1995 à 2007 115p.
F 113319 LIJPRI01-ES	J. PRIETO DE MARÍA Terapia Auricular - Mandala Ediciones
109354 LIPNOG08-LL	P. NOGIER Correspondances fréquentielles (4 langues) (30 p.) Edit. Sauramps medical
A 106809 LIPNOG01-IT	P. NOGIER Introduzione pratica all'auricoloterapia (168 p.) Edit. LIBRERIA CORTINA - Torino
A 106808 LIPNOG01-AL	P. NOGIER Praktische Einführung in die Aurikulotherapie 163 p. Edit. Satas
J 109356 LIRNOG04-AL	R. NOGIER Aurikulotherapie 1. Grades (97 p.) Edit. DR NOGIER/DR BAUDET





ACUPUNCTURE (IN ENGLISH)

A 110299 LIMPIQ01-AN

M. PIQUEMAL Advance in Acupuncture with bioelectricity 122p. Edit. Y Arte SA

ACUPUNCTURE (N FRENCH)

112313 LIYROU05-FR

Y. ROUXEVILLE Abrégé de physiologie à l'usage des acupuncteurs et des réflexothérapeutes (232p.) Edit. Springer

LASER (IN ENGLISH)

109352 LILHJT01-AN

L. HODE, J. TUNER The LASER Therapy Handbook (590 p.) Edit. Prima Books

B 113149 LIPBEC01-EN

P. BECU Laser Biostimulation : 12 questions to ask yourself. 118 p

C 113463 LIVKF01-AN

V. KREISEL and A. FUECHTENBUSCH "Laser Acupuncture and Laser Ear acupuncture"

D 113455 LIVAFWB01-AN

A. FUECHTENBUSCH and Wolfgang Bringmann Laser Therapy and Laser Puncture - Treatment tables

LASER (N FRENCH)

E 106882 LICVRN01-FR

Ch. VULLIEZ-R. NOGIER Précis de laserthérapie en odonto-stomatologie Edit. Jollois

B 113148 LILHJT01-FR

P. BECU La Biostimulation Laser : Les 12 questions à se poser. 118 p

OTHERS

113163 LICBRE01-FR

C. BRETIN DIEN CHAN Réflexologie Faciale Leduc pratique, 501 p

113058 LIDHEN03-FR

D. HENRY Guide thérapeutique en Médecine des Ventouses Edit. Guy Tredaniel

112457 LIHHECKER-AN

H-U HECKER. K LIEBCHEN - Acupressure Taping Edit. Healing Arts Press

110989 LIJCJL01-FR

J.R. CHENARD, J. LI Maux de dos Med. chinoise Med. moderne Edit. Maloine

110997 LIMDOS01-FR

M. DOSCH Atlas des techniques de neuralthérapie Edit. Haug

110998 LIMDOS02-FR

M. DOSCH Introduction aux techniques de neuralthérapie Edit. Haug

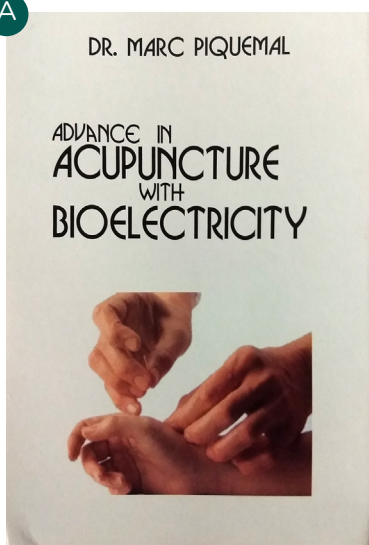
111623 LIPLEU01-FR

P.F. de LEUZE De l'aiguille au coeur de mes patients Edit. Les 2 encres

112972 LIPMPV02-FR

P. MAGNIN P. VIDAL P. BECU De la Chromothérapie à la médecine photonique


A

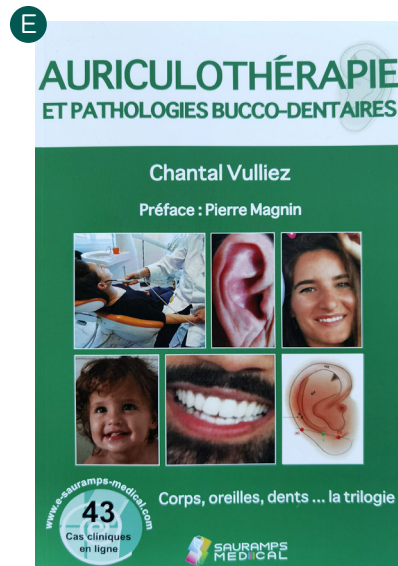
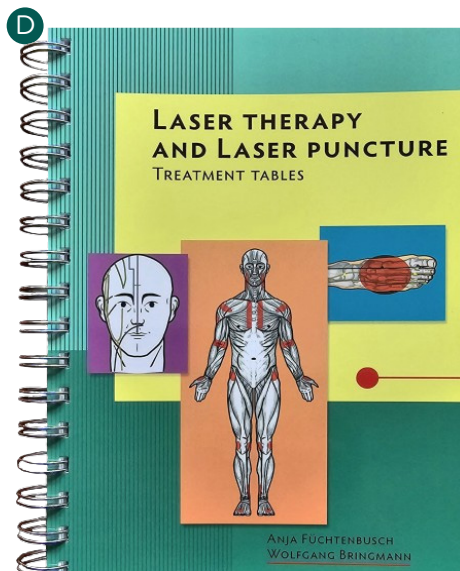


B





C





Books

VETERINARIAN (IN ENGLISH)	
A 113461 LIAFPR01-AN	A. FUECHTENBUSCH and Peter Rosin "Laser Therapy and Acupuncture on Horses"
B 113462 LIAFPR02-AN	A. FUECHTENBUSCH and Peter Rosin "Laser Therapy and Laser Puncture in Dogs and Cats"



FROM R&D TO MANUFACTURING, INCLUDING DESIGN AND DEVELOPMENT, EVERYTHING IS «MADE IN FRANCE»

MAKING THE NEEDLES

At the heart of Sedatelec are the ASP[®] needle manufacturing clean rooms.


Equipped with modern machines for producing the parts with a hundredth of a millimeter precision, the automated process minimises unnecessary handling. The environmental control conditions required by the standards ensure optimal needle hygiene quality before they are sterilised using gamma radiation. All of the needles are also subject to a final check, conducted 100% by optical camera, before being packaged.



THE ELECTRONIC MANUFACTURING WORKSHOP

From R&D to manufacturing, including design and development, everything is **Made in France**. Production is computer-managed to ensure perfect traceability of all items.

Each item is manually assembled by experienced professionals, and each step is continuously and rigorously checked. Latest-generation electronic equipment is used to test each device before it is shipped, thus ensuring optimal quality.



INDEX

Adapter Premio - EU	20
Adapter Premio - UK	20
Adapter Premio - US	20
Adhesive Plasters ASP®	10
Agistim Duo	16
Agistim Duo box tester	16
Agistim Duo lipolysis kit	16
Agistim Duo needle connector	16
Angle protractor 30°	35
Anti-tobacco protractor	35
Applicators	41
ASP® Original Classic	8
ASP® Original Gold	8
ASP® Original Titanium	8
ASP® Perma	11
Books	44
Charts	42
EASYO 5 - Detector 3 volts detector	41
EASYO 3 - Detector short black-white detector	41
EASYO 2 - Detector long black-white detector	41
EASYO 4 - Detector north-south detector	41
EASYO 7 - Detector gold-silver detector	41
EASYO 8 - Detector triple Bahr	41
Empty ruber rings	40
Disc D3 - Premio 40	38
Disc D4 - Premio 40	38
Disc GIR - Premio 40	38
Disc PCF - Premio 40	38
Disc Blank - Premio 40	38
DMAT electrodes	35
Ear wood stamps	35
Ear self-inking stamps	35
Empty box for filters	41
End-nasal semi-rigid stylet	41
End-nasal flexible stylet	41
Filter 1 color	37
Filter 1L color	36
Filter 2 superimposed color	39
Filter 3 star color	39
Filter 3 superimposed color	39
Filter: black/white	40
Filter: clay (argile)	40

Filter: crossed polaroid	40
Filter: gold	40
Filter: space-time	40
Filter: magnetic	40
Filter: magnetic north/south	40
Filter: polarized north/south magnetic	40
Filter: polarized black/white	40
Filter: polarized magnetic	40
Filter: silver	40
Filter: simple polaroid	40
Four needle module	16
Frequential color program LEE	38
Glass rods	34
Glasses holder for color filters	40
Holster for Premio laser	20
Patient grounding DMAT	35
Premio 10 Moxa	32
Premio 10 Moxa Concentrator	32
Premio 20 D	14
Premio 20 DT	14
Premio 20 DT VET	14
Premio 30 Evo Laser Duo	20
Premio 32 Evo Laser A-G program	23
Premio 32 D Laser	25
Premio 32 V Evo Laser	24
Premio 40 Light	28
Premio holder	20
Pressure feeler 130G	34
Pressure feeler 250G	34
Pressure feeler 400G	34
Pressure feeler 650G	34
Pressure multi-level feeler	34
Silicon right ear	35
Silicon left ear	35
Styl module	16
Test rings Anotest	40
Transparent discs for AT	40
Veterinary nozzles Premio 32 Vet	24

SALE CONDITIONS

This price-list applies to medical devices distributors who have an agreement with Sedatelec, and includes traceability of the product once sold. All prices are shown ex.tax and are valid until 31/12/2021 for all countries which recognise the CE mark and Canada. Only the ASP® Original, auriculomedicine instruments (feelers, ears, etc.) and the Premio 10 moxa and Premio 40 light are available in the United States.

Prices exclude carriage and may be subject to minimum order amounts. Please contact your representative.

GUARANTEE

Our devices are guaranteed for 2 years parts and labour against any manufacturing defect except for parts subject to wear (cables, probes, batteries etc.), for use in accordance with the user guide. This guarantee does not cover in particular damage due to dropping or crushing, emersion in or spillage of liquids or leakage of batteries into the boxes. Small parts are guaranteed for 1 year.

TRANSFER OF OWNERSHIP

The merchandise supplied will remain the property of Sedatelec until full payment has been received.

ASSIGNEMENT

In the event of dispute, the Lyon Commercial Court is the only competent authority.

SHIPMENT

- **Europe:** Carriage paid for shipments over 4.000 € Ex.Tax, except for express delivery.
- **Major export:** Invoiced at cost.

PAYMENT

Order should be paid for prior to dispatch/Proforma quotations and invoices are available on request.

Bank transfer:

BNP PARIBAS		
Agence AER Lyon Metropole E		
N° de compte: 00024094070		
Banque: 30004	Guichet: 00694	Clé : 79
IBAN: FR76 3000 4006 9400 0240 9407 079		
BIC: BNPAFRPPXXX		

HSBC		
BBC LIVE		
N° de compte: 01782009895		
Banque: 30056	Guichet: 00178	Clé : 22
IBAN: FR76 3005 6001 7801 7820 0989 522		
BIC: CCFRFRPPXXX		

- Bank cards:
- Bank cheque
- Bank transfer of documents (bank details to be provided)



Payment should be made at retail cost as described in our pricing terms. Pursuant to legislation in force on 1st January 2013, any delay in settlement will result in an immediate late payment charge calculated on the basis of 3 times the current interest rate at the time and a single recovery costs payment of 40 € (Article L 446-6 of the French Commercial Code).

In the event of non-payment the supplier reserves the right to suspend or cancel ongoing orders without prejudice and all outstanding amounts due will be demanded immediately.

CLINICAL FOLLOW-UP

In the framework of the new European Regulation on Medical Devices, we are required to reinforce the monitoring and analysis of our products after they are brought to market. This provides us with a superb opportunity to learn more about “unconventional” therapeutic methods, while demonstrating the effectiveness and complete safety of our products.

To do this, we need your help to expand our clinical files.

Please take a few minutes to answer this (these) questionnaire(s), which we need in order to continue our activity.

Rest assured that we are still committed to providing you with the best.



Chemin des Mûriers • F-69540 Irigny (Lyon) France

Tel: +33 (0) 472 663 322 • **Fax:** +33 (0) 478 508 903 3

contact@sedatelec.com • www.sedatelec.com

FOLLOW US:



[Sedatelec International](#)



[Sedatelec](#)



Chemin des Mûriers • F-69540 Irigny (Lyon) France

Tel: +33 (0) 472 663 322 • **Fax:** +33 (0) 478 508 903 3

contact@sedatelec.com • www.sedatelec.com